

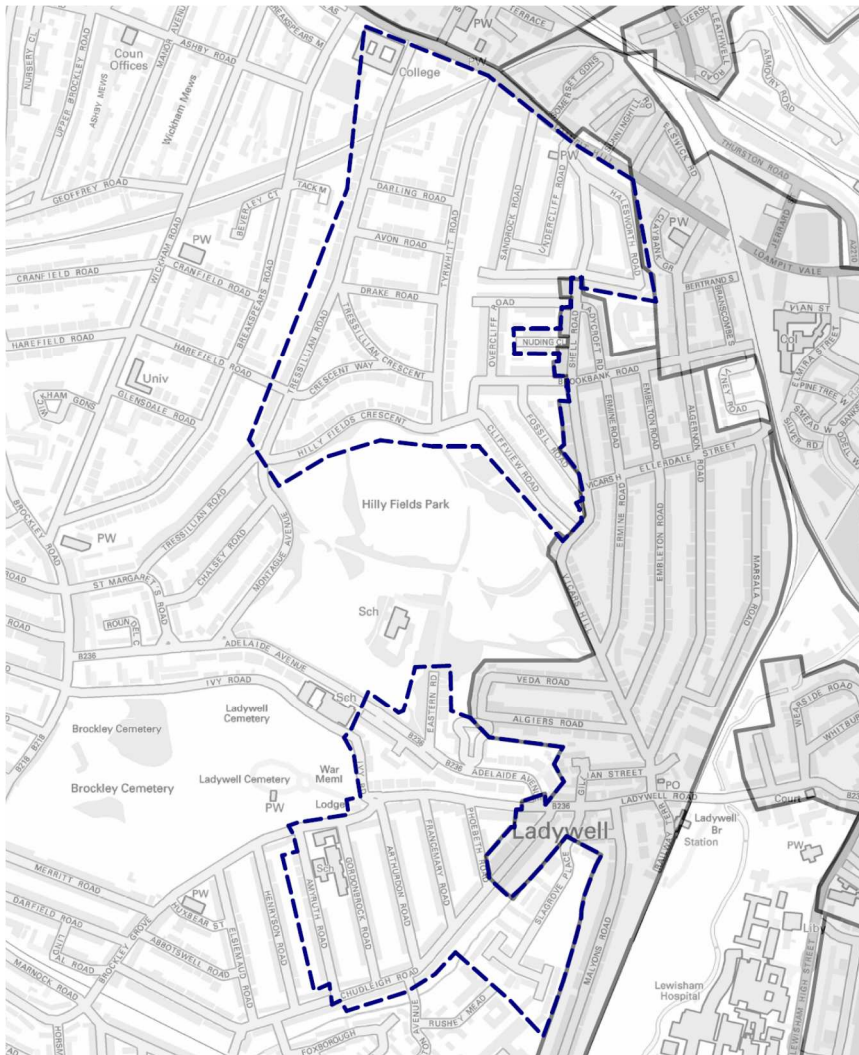


# London Borough of Lewisham

## Controlled Parking Zone (CPZ)

### Consultation for Ladywell

#### Information Booklet



#### The proposed Controlled Parking Zone in Ladywell

Following requests from residents and businesses in the Ladywell area, we are proposing to install CPZ controls within your area to improve parking for local residents, their visitors, and local businesses.

We are consulting residents and businesses within the area, and would like to know **your** views on the proposal.

#### What this booklet contains

What is a Controlled Parking Zone (CPZ)?	Page 3
Why we introduce CPZs	Page 3
How a CPZ works	Page 3
Will my area become a CPZ?	Page 3
What days would a CPZ operate in my area?	Page 4
What hours would a CPZ operate in my area?	Page 4
Types of restrictions/road markings in a CPZ	Page 5
Types of signs and posts in a CPZ	Page 5
What type of bays could be installed	Page 6
Who is able to park in what bay	Page 6
Paying for permits	Page 7
Why there is fee for permits	Page 7
What a CPZ means for blue badge holders	Page 7
Available permits and how much they cost	Page 8
What a CPZ means for motorcyclists	Page 9
Residents who live on a private street	Page 9
Summary - Implications of a CPZ	Page 9
The process for a CPZ	Page 10
How to contact us	Page 11
How to give your views on the CPZ for Ladywell	Page 11

Your opinions are important to us, even if you do not own a vehicle or you park off-street.

## Have your say...



### **Online** – Visit

<http://lewisham-consult.objective.co.uk/portal>  
to complete the online questionnaire



**By Post** – Complete your paper questionnaire and return it to us via our FREEPOST address (no stamp required).

**This consultation closes on  
01 June 2018**

**Please ensure your comments are received before this date**

If you have any questions about the CPZ, please email [parkingdesign@lewisham.gov.uk](mailto:parkingdesign@lewisham.gov.uk) or visit us at the CPZ public exhibition:

### **CPZ Exhibition:**

Lewisham Library  
199-201 Lewisham High Street  
SE13 6LG  
Thursday 17 May 2018  
4pm – 8pm



## What is a Controlled Parking Zone (CPZ)?

A Controlled Parking Zone is an area where:

- all on-street parking is controlled;
- priority for parking spaces are given to local residents, businesses and their visitors;
- bays are marked on the street to show where you can park legally and safely;
- double or single yellow lines are marked in locations where parking bays are not suitable.

## Why we introduce CPZs

Controlled Parking Zones are installed around busy locations or major attractions such as railway stations, town centres, or hospitals to control the impact of non-local parking in residential areas to give residents and businesses priority over the available parking spaces.

## How a CPZ works

Each property within a CPZ is entitled to purchase virtual permits for any vehicle registered to an address within the zone. Properties that fall outside of that zone, including commuters and other non-locals are not allowed to purchase permits. Civil Enforcement Officers patrol CPZs on a regular basis and check each parked vehicle for valid permits. Any vehicle that does not have a valid permit can be issued a Penalty Charge Notice (PCN).



## Will my area become a CPZ?



We will only install CPZs where:

- the response rate to a consultation is over 10% and;
- of the responses received there is over 50% support for one.

## What days would a CPZ operate in my area?

This is up to you. There are three options that we offer:

**Monday to Friday** These provide the most benefit where there are currently high levels of commuter parking throughout the working week. This allows unrestricted 'free' parking at weekends.

**Monday to Saturday** These are preferable in locations near to town centres where there are large numbers of shoppers, and/or commuters throughout the week. This allows unrestricted 'free' parking on Sundays.

**Monday to Sunday** These are usually requested where high levels of commuters, shoppers and other visitors mean that non-local parking is an issue every day of the week. This means that parking is controlled every day of the week.

- You are asked which option you would prefer in question C2 of the CPZ questionnaire.
- If a CPZ is supported by the majority of people who respond to the consultation your opinion will help form the days and times of the CPZ.
- Even if you do not support a CPZ you can vote on CPZ days and times in the event of the majority supporting CPZ implementation.

## What hours would a CPZ operate in my area?

This is also up to you. As residents and businesses you know the local parking situation best.

The CPZ hours are important. During this time all vehicles will be need to buy permits to park on the street. For example:

- if the CPZ is 8am –7pm, vehicles will need a valid permit for the full 11 hours.
- if the CPZ is 10am –12noon, vehicles only need a permit for two hours.

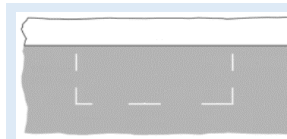
Permit prices are the same regardless of how long the zone is for. You are welcome to vote on the hours, even if you do not support a CPZ in your street.

You will be able to vote for the following start and end times:

Start:	End:
8am, 9am, or 10am	12noon, 3pm, 5pm, or 7pm

## Types of restrictions/road markings in a CPZ

Every length of road within a CPZ must be covered by one of the following restrictions:

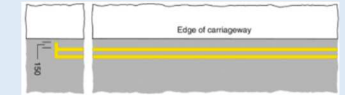


### Parking bays

The limits on each bay vary, but each is designed with residents, businesses, and customers in mind. These will not be individually marked bays, but will rather be one long bay for multiple vehicles.

### Double yellow lines

These prohibit waiting/parking at any time and are placed at junctions and/or across accesses to multiple properties to aid visibility, safety, and access. They can also be installed on lengths of road to ensure emergency vehicles can get through.



### Single yellow lines



These prohibit waiting/parking during the hours of the CPZ, and are placed across singular vehicular crossovers to keep access clear during the hours of the CPZ but are not used at junctions.

## Types of signs and posts in a CPZ

All parking bays within CPZs are individually signed to ensure the restriction is clear. Some signs will be introduced on new posts situated at the back of the footway, but we will also use existing features, such as lamp columns and posts, where possible to reduce the amount of street clutter.

Any new sign posts will be installed clear of any existing:

- driveways;
- pedestrian walkways;
- pedestrian accesses.

## What type of bays could be installed

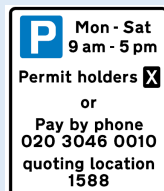
### Resident permit holders bay

These bays would be installed to the front of residential properties for all residents and their visitors.



### Shared use bay

These bays share the use between permit holders and non-permit holders that pay by phone. These bays would be installed along side walls and areas away from the fronts of properties.



### Short stay bay

These bays do not require permits to park, and offer a limited amount of time for any vehicle to park for free. These are usually introduced outside businesses to provide customer parking.



### Disabled parking bay

These bays could be introduced outside qualifying residents' houses, and restrict any vehicle that does not display a valid blue badge.



The signs provided above are examples of similar signs, and do not reflect the operational times or permit identifier of any proposal.

## Who is able to park in what bay

Type of bay	Resident permit holder	Visitor permit holder	Business permit holder	Blue badge holder	Short stay customer	Long stay non-local
Resident permit	✓	✓	✗	✗	✗	✗
Shared use	✓	✓	✓	✓**	✓	✓*
Short stay	N/A	N/A	N/A	N/A	✓	✗
Disabled	✗	✗	✗	✓**	✗	✗

\*Providing that payment is made by phone

\*\*Providing that a valid blue badge is on display

## Paying for permits

You will need to buy a permit to park in any permit parking bays during the hours of the CPZ. If you do not own a vehicle, or always park your vehicle off-street on your own land, then you do not need to purchase buy a permit.

## Why there is a fee for permits

The Government requires CPZs to be self-funding. So local authorities cannot pay for the costs of a CPZ. Any extra money generated must be reinvested into transport-related improvements. Money is reinvested into the CPZ budget to recover costs for:

- implementation of new CPZs, including the costs of Traffic Management Orders (TMOs), consultation and design costs, signage and lineage costs, and engineering costs;
- administration costs;
- ongoing enforcement of each CPZ;
- CPZ maintenance;
- future changes and reviews to CPZs.

## What a CPZ means for blue badge holders

If a CPZ is to be introduced outside your property, blue badge holders that are drivers will be allowed to either:

- apply for a formal Disabled parking bay \*
- or apply for a free resident permit.



\* These are enforceable bays, which are only for blue badge holders and come with an upright sign and traffic order. Your application will only be approved if you meet our criteria, which can be found at [www.lewisham.gov.uk/bluebadge](http://www.lewisham.gov.uk/bluebadge)

You will not be entitled to receive both:

- a free resident permit and
- a formal disabled parking bay.

Any existing informal disabled parking bays will be removed if a CPZ is to be introduced.



## Available permits and how much they cost

### Resident permits

You can get a resident permit if you live within the parking zone boundary, your vehicle is registered to that address, and no restrictions apply (i.e. conditions specified in planning permission). The permit cannot be used to park in a permit bay in a different parking zone.

Three month permit	£35
One year permit	£120
One year (low emission) permit*	£30
Blue badge holders	£0

\*If you drive a vehicle that is within CO2 bands A (up to 100g/km) or B (101–110g/km) then you are entitled to a discounted permit

### Visitor permits

Households in the area can buy these for their friends, family or visitors, regardless if the resident owns a vehicle.

During the CPZ hours, your visitors will need a visitor permit to park in any permit holder bay. If you do not want to buy a visitor permit your visitor will need to either park on your land, in a pay by phone bay, or visit outside the hours of the CPZ.

One hour permit*	£1.40
Five hour permit	£2.80
One day permit	£5.60
Seven day permit	£20

\*Hourly permits can be bought in batches of 10 at a reduced rate of £10 (£1.00 each).

In instances where you do not know when your visitor will arrive, how long they will stay or their vehicle details, you can buy scratch cards online via [www.myringgo.co.uk/lewisham/home](http://www.myringgo.co.uk/lewisham/home) or from Lewisham Library.

### Business permits

These are available to employees of businesses within the borough's CPZs. The permit allows the holder to park in shared-use bays within the zone.

Six month permit	£255
One year permit	£500

You will need to scan and submit a letter on company headed paper which confirms that you are employed by the company working at the authorised address to get this permit.

More information on our permits and other permit types can be found on our website and in our parking policy: [www.lewisham.gov.uk/CPZparkingpermits](http://www.lewisham.gov.uk/CPZparkingpermits)

The prices in this document are correct at the time of publication and may change as part of a future review.

## What a CPZ means for motorcyclists

Motorcycles can park free of charge in:

- Controlled Parking Zones (CPZs) and
- in any permit holder, pay-and-display or shared use bay.

The motorcycle must be parked at a right angle to the kerb.



## Residents who live on a private street

The proposed CPZ would cover public roads only. Housing estates and private streets are independent from any parking zone considered as part of this project and will not be affected.

We still want the opinions from residents who live on estates or private streets as public roads are used by everyone.

## Summary - Implications of a CPZ

Commuter parking can displace onto nearby unrestricted roads (outside of the CPZ boundary).	An increase in CPZ yellow lines tends to reduce on-street parking space.
Improves access for all vehicles (particularly emergency service or refuse vehicles).	Local businesses, residents, and their visitors would have to buy permits to park on-street.
Yellow lines at junctions improves/maintains highway safety.	CPZs prevent all-day commuter parking.
Signs, posts, and lines are installed so the street may be more cluttered.	It reduces the amount of inconsiderate and indiscriminate parking.
Generally provides more parking opportunities for local residents.	

## The process for a CPZ

1. We consult residents living within and around the area of any proposed zone. If residents broadly support it we will progress to the next stage. If they don't, we would tend not to go ahead with a zone.
2. If the majority of residents within a defined area support the introduction of a CPZ, we amend the design to account for local opinions and requests where we can. We can't always meet every resident/businesses' needs due to many conflicting opinions.
3. The amended plans are put forward for statutory consultation, where we invite comments from the emergency services and other representative groups, such as transport providers.
4. Comments received at statutory consultation stage are considered, and the design tweaked if necessary.
5. We confirm the Traffic Management Order (TMO), which would ensure the legality and enforcement of each restriction.
6. Our lining and signing contractors begin:
  - installing posts and signs;
  - marking out the bays/yellow line restrictions on the ground.

We let residents/commuters know when this work will happen, as it is usually necessary for drivers to move their cars whilst lines are being painted.
7. When lining and signing work is nearly finished, we let all properties know the 'go live' date for the scheme. On this date, enforcement will start and the area becomes an operational CPZ.

The whole process from the first plans and consultation to introducing the CPZ can take up to 18 months. This is so we can develop our plans in partnership with the local community and have the details right by the time the zone is implemented.

## How to contact us

If you have any queries concerning this proposal, please contact us via:

[parkingdesign@lewisham.gov.uk](mailto:parkingdesign@lewisham.gov.uk)

or

### Parking Design

Resources and Regeneration  
London Borough of Lewisham  
Laurence House, 4<sup>th</sup> Floor  
1 Catford Road  
London, SE6 4RU

**Note:** Please allow up to five working days for us to respond to emails and up to 10 for letters.

## How you can give your views on the CPZ for Ladywell



### Online

Visit <http://lewisham-consult.objective.co.uk/portal> to complete the online questionnaire



### By post

Complete your paper questionnaire and return it to us via our FREEPOST address (no stamp required).

**This consultation closes on**

**1 June 2018**

### CPZ exhibition:

#### Lewisham Library

199–201 Lewisham High Street,  
SE13 6LG  
Thursday 17 May 2018  
4–8pm

A large print version of this document can be requested by emailing [parkingdesign@lewisham.gov.uk](mailto:parkingdesign@lewisham.gov.uk)

An online version of this document can be found at:  
<http://lewisham-consult.objective.co.uk/portal>