



Waste Management Strategy Consultation: Summary report

This report was created on Monday 01 November 2021 at 08:48 and includes **1702** responses.

The activity ran from 23/07/2021 to 29/10/2021.

Contents

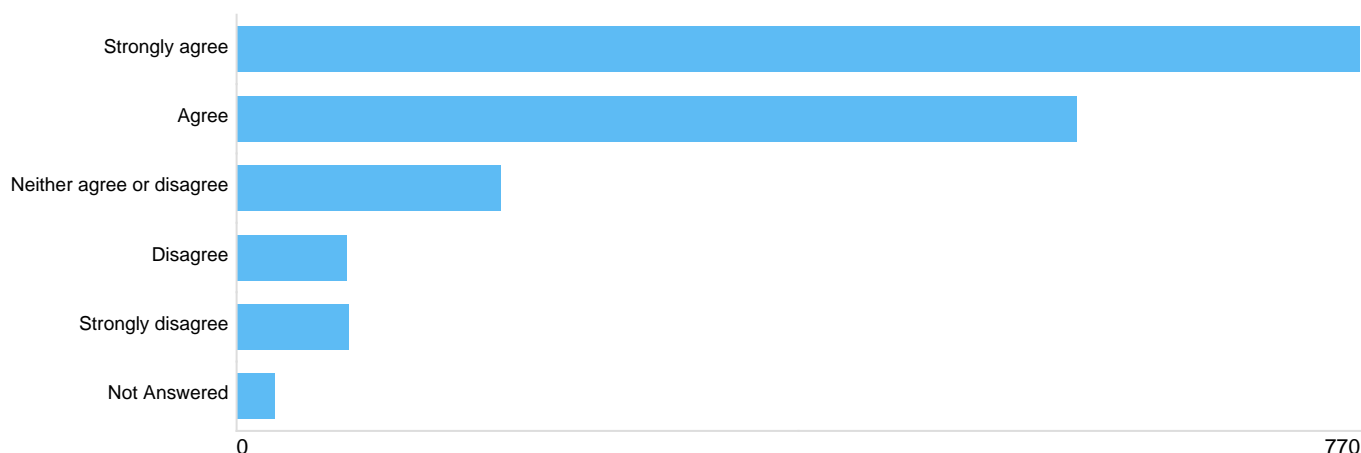
Question 1: How strongly do you agree or disagree with the target of recycling and composting 45% or more of waste collected from 3 households by 2022?	
Target	3
Please explain why you agree or disagree?	3
Question 2: What are your thoughts on how we can reduce waste?	4
Thoughts - Make bins for general waste smaller to encourage more recycling and composting	4
Thoughts - No longer collect extra general waste put at the side of the main bin	4
Thoughts - Continue to promote home composting	5
Thoughts - Make sure the Council minimises waste being produced in its office buildings	5
Thoughts - Run more promotional campaigns to schools and households to encourage everyone to reduce waste	6
Thoughts - Encourage households to help the environment by buying items with less packaging, using reusable bags and buying refill packs and recycled products	6
Thoughts - Continue to promote ways people can help reduce the amount of junk mail they receive	7
Thoughts - Lobby central government and relevant organisations on waste prevention issues	7
Thoughts - Issue penalty notices to residents who, despite being reminded, put rubbish into their recycling bin	8
Thoughts - Encourage people through promotional campaigns to waste less food	8
Any other thoughts on how we can reduce waste?	8
Question 3: What are your thoughts on how we can increase recycling and composting?	9
Important - Encourage more businesses to separate recyclable items from their rubbish to aid collection by the Council	9
Important - Collect a greater range of materials for recycling and composting from households at the Reuse and Recycling Centre	9
Important - Develop incentive or reward schemes for householders to encourage recycling	10
Important - Make sure that households know what can and can't be recycled and composted and check that the right items are in the correct bins	10
Important - Run more promotional campaigns to schools and householders to encourage everyone to recycle and compost	11
Important - Collect general waste less often (every 3 weeks) whilst collecting food waste and recycling each week as normal	11
Important - Increase the recycling of furniture and large items collected by the Council	12
Important - Lobby central government and relevant organisations on recycling and composting issues	12
Important - Issue penalty notices to residents who continue to put rubbish in their recycling bin	13
Do you have any further thoughts on what's important to increase recycling and composting?	13
Question 4: What would help you recycle and compost more?	13
Information - More information about what and how to recycle and compost	13
Information - More information on the benefits of recycling and composting	13
Information - More material for recycling and composting being collected at the kerbside	14
Are there any other suggestions about what would help you recycle and compost more? Or do you want to give more detail on the answers given?	14
Question 5: Do you think the following additional items should be collected at the kerbside for recycling or composting?	14
Items - Low energy/fluorescent light bulbs	14
Items - Wood	14
Items - Batteries	15
Items - Metal items	15
Items - Plastic bags and film	15
Items - Textiles and clothing items	15
Question 6: What do you think we can do to increase recycling in flats?	16
Flats	16
Question 7: If you do not currently have access to the food waste collection service, would you use this if it was available to you? For example, if you live in a flat and were given a food waste bin, would you use it?	16
food	16
Question 8: Would you be interested in joining a community group aimed at holding local events on waste reduction and recycling?	16
Events	16

Question 9: How would you like to give feedback on how your waste and recycling services are run? (please tick all that apply)	17
Feedback	17
If you responded 'Other' please specify	17
Question 10: Do you have any suggestions on how the Council should encourage ways of reusing items?	17
Encourage	17
Question 11: Please indicate in order of importance how you think the Council should encourage ways of reusing items?	18
Table of "Items" in rank order	18
Items - Work with charities to encourage people to donate more unwanted items rather than throwing them away	18
Items - Provide reuse points at recycling centres for materials such as electrical items and furniture	19
Items - Increase the reuse of furniture and large items collected by the Council	19
Items - Promote websites where people can find a new home for items they no longer want	20
Items - Run more promotional campaigns to schools and households to encourage everyone to reuse waste	20
Question 12: How can we help share, repair and reuse more?	20
Share	20
Question 13: How likely are you to use a repair and reuse shop? (A repair and reuse shop would fix items that are broken for a small charge, or sell items that people have donated. This would be a social enterprise, so the Council would look to work with a local charity.)	21
Shop	21
Question 14: What type of items would you bring to a repair and reuse shop?	21
Type	21
Question 15: How likely is it that you would use a share network, where residents can share, repair or reuse items?	21
Network	21
Question 16: Do you think the Council should take robust enforcement action (such as issuing fixed penalty notices with no discounted rate for an early payment, or pursuing prosecutions) against those who dump rubbish and litter on our streets?	22
Litter	22
Question 17: What do you think the Council should do to tackle the problem of residents who continue to contaminate their recycling bins with non-recyclable rubbish?	22
Contaminate	22
Question 18: We want to ensure that public areas/spaces in Lewisham are free from litter. We currently have approximately 2000 litter bins on our streets. Do you think this is enough?	22
Bins	22
Question 19: The Council spends approximately £85,000 per year collecting mattresses free of charge. Do you think the Council should make a small charge for this service?	23
Mattresses	23
Question 20: Would you be willing to use this service if there was a small charge?	23
Willing	23
Question 21: If you run a business how can we improve our recycling service?	23
Improve	23
Question 22: If a food waste collection service was made available to your business, would you be interested in using this?	24
Food waste	24
Question 23: How strongly do you agree or disagree with the vision and objectives of the strategy, based on the following 6 priorities?	24
Priority - Priority 1: Leading the way forward	24
Priority - Priority 2: Shaping services to follow the waste hierarchy	25
Priority - Priority 3: Working together for an improved local environment	25
Priority - Priority 4: Using waste as a resource following the circular economy	26
Priority - Priority 5: Reducing carbon emissions, decreasing energy waste and improving air quality	26
Priority - Priority 6: Adding social value	27
Question 24: Why do you agree or disagree with the vision and objectives of the strategy?	27
Vision	27
Question 25: Out of the six priorities listed in the strategy, please indicate which priorities are the most important to you: (on a scale of 1-6 with 1 being the most important and 6 being the least important)	27
Table of "Most important" in rank order	27
Most important - Priority 1: Leading the way forward	28
Most important - Priority 2: Shaping services to follow the waste hierarchy	28
Most important - Priority 3: Working together for an improved local environment	29
Most important - Priority 4: Using waste as a resource following the circular economy	29
Most important - Priority 5: Reducing carbon emissions, decreasing energy waste and improving air quality	30
Most important - Priority 6: Adding social value	30
Question 26: What is your age?	31
Age	31
Question 27: What is your sex?	32
Please select one of the following from the dropdown list:	32

Sex identity - 'Other'	32
Question 28: What is your ethnicity?	33
Ethnicity	33
Ethnicity - 'Other'	34
Question 29: Disability	34
Disability - Do you consider yourself to be a disabled person?	34
Disability Type - How would you describe your disability?	35
Disability Type - 'Other'	35
Access Requirements - Do you have any access requirements?	36
Access Requirements - Other	36
Question 30: What is your religious belief?	37
Please select one of the following from the dropdown list:	37
Religion and Belief - 'Other'	37
Question 31: How would you define your sexual orientation?	37
Please select one of the following from the dropdown list:	37
Sexual Orientation - 'Other'	38
Question 32: Is your gender identity different from the gender you were assigned at birth?	38
Transgender	38
Question 33: If you live in Lewisham, which ward do you live in?	39
Please select an option from the list	39

Question 1: How strongly do you agree or disagree with the target of recycling and composting 45% or more of waste collected from households by 2022?

Target



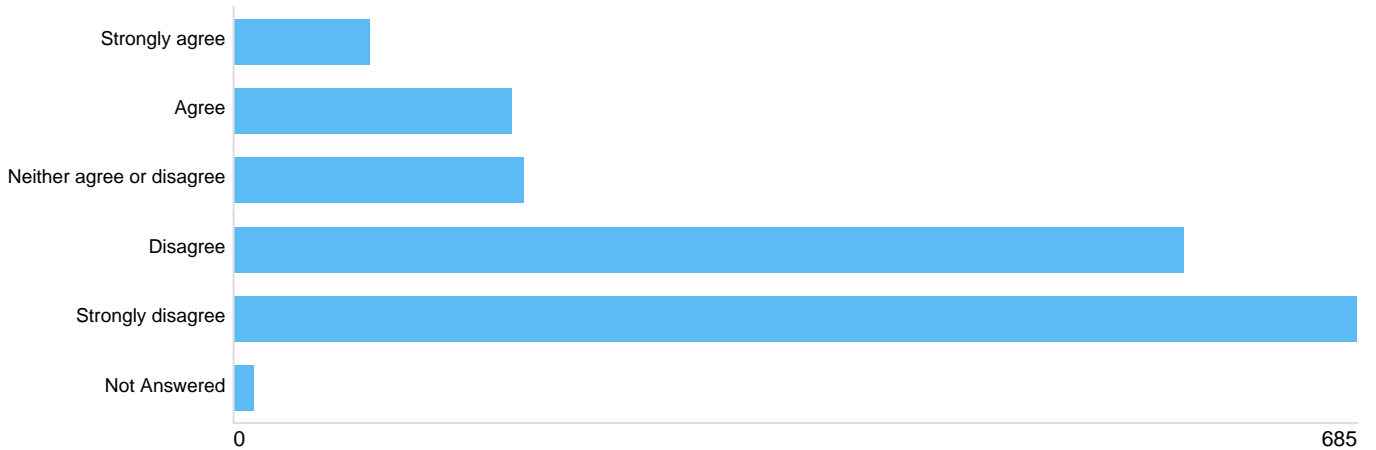
Option	Total	Percent
Strongly agree	770	45.24%
Agree	575	33.78%
Neither agree or disagree	180	10.58%
Disagree	75	4.41%
Strongly disagree	76	4.47%
Not Answered	26	1.53%

Please explain why you agree or disagree?

There were **698** responses to this part of the question.

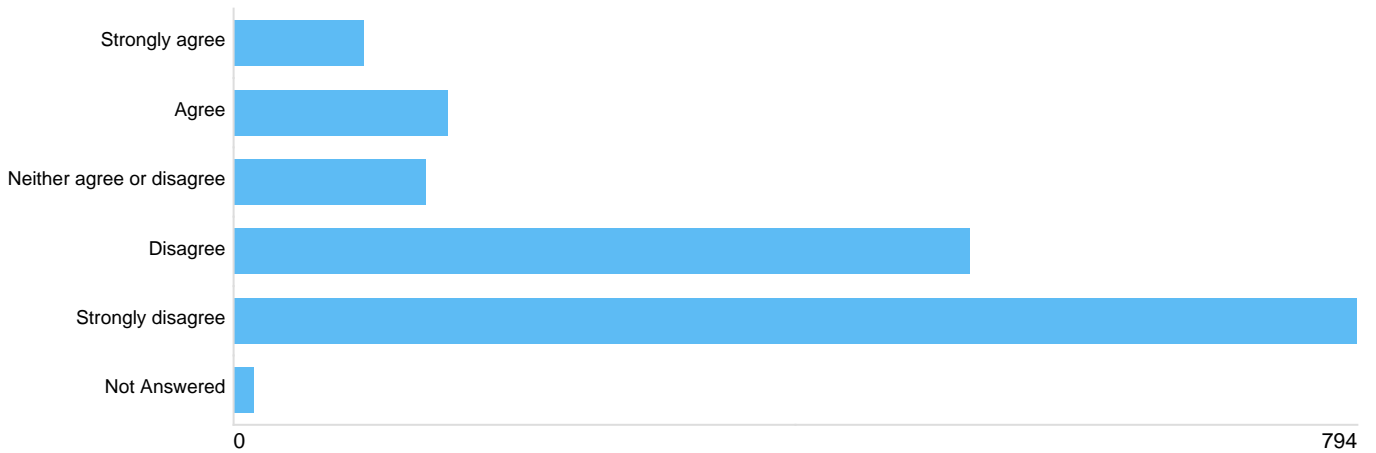
Question 2: What are your thoughts on how we can reduce waste?

Thoughts - Make bins for general waste smaller to encourage more recycling and composting



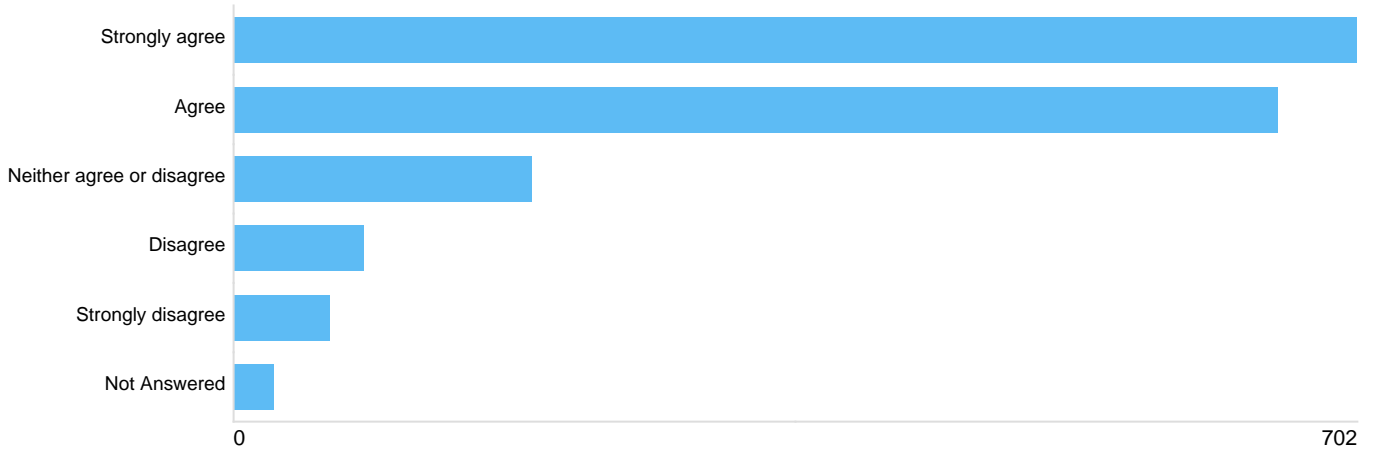
Option	Total	Percent
Strongly agree	82	4.82%
Agree	169	9.93%
Neither agree or disagree	176	10.34%
Disagree	578	33.96%
Strongly disagree	685	40.25%
Not Answered	12	0.71%

Thoughts - No longer collect extra general waste put at the side of the main bin



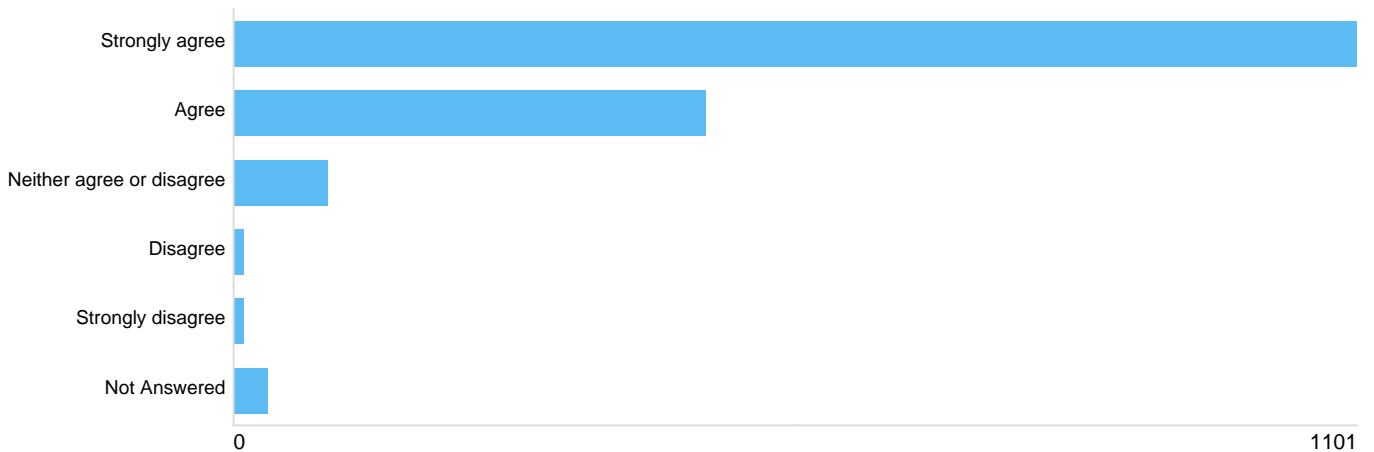
Option	Total	Percent
Strongly agree	91	5.35%
Agree	150	8.81%
Neither agree or disagree	135	7.93%
Disagree	519	30.49%
Strongly disagree	794	46.65%
Not Answered	13	0.76%

Thoughts - Continue to promote home composting



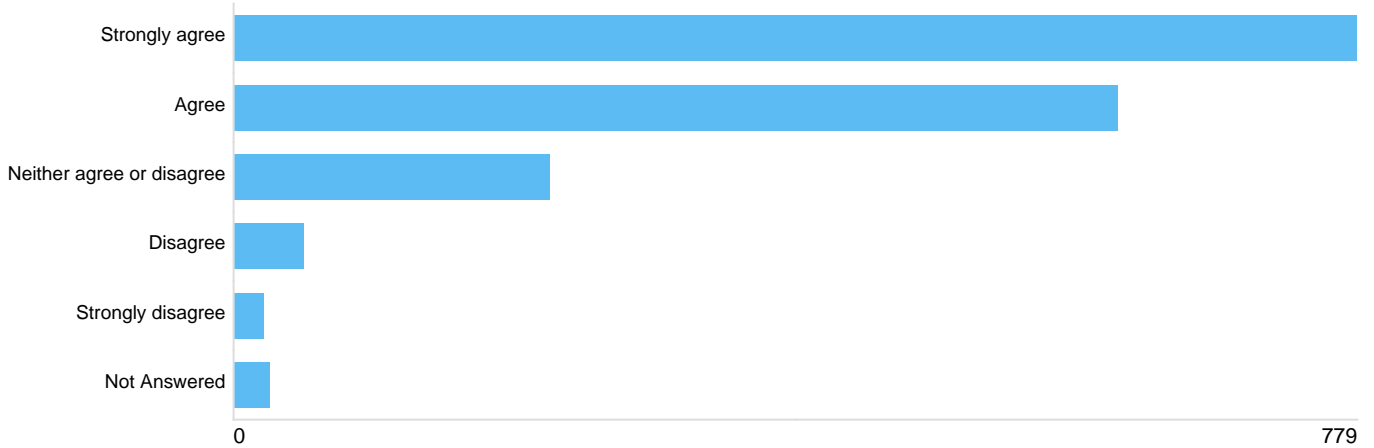
Option	Total	Percent
Strongly agree	702	41.25%
Agree	651	38.25%
Neither agree or disagree	186	10.93%
Disagree	80	4.70%
Strongly disagree	59	3.47%
Not Answered	24	1.41%

Thoughts - Make sure the Council minimises waste being produced in its office buildings



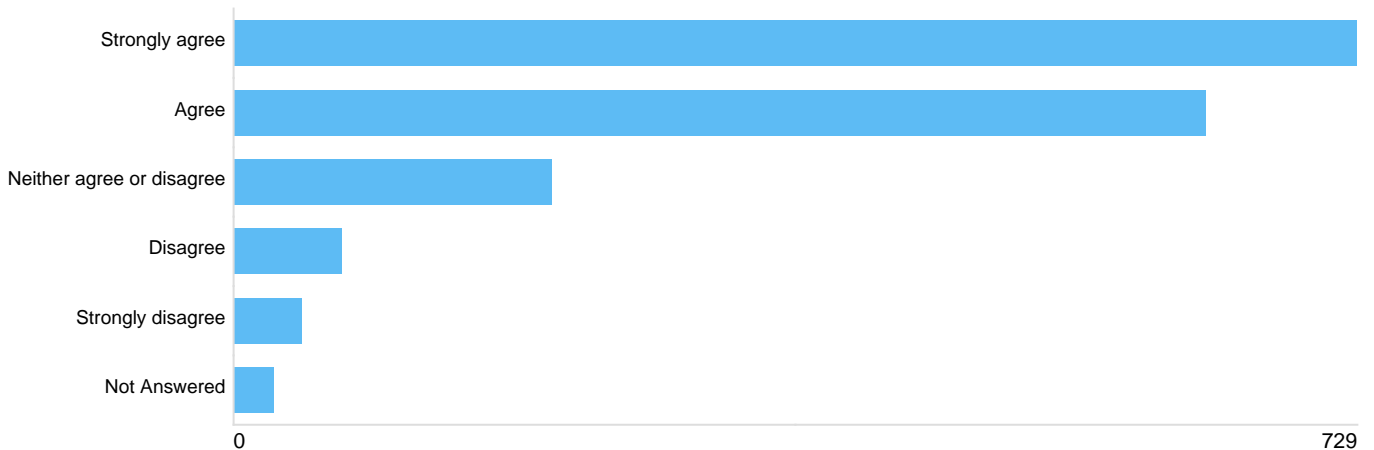
Option	Total	Percent
Strongly agree	1101	64.69%
Agree	461	27.09%
Neither agree or disagree	91	5.35%
Disagree	8	0.47%
Strongly disagree	9	0.53%
Not Answered	32	1.88%

Thoughts - Run more promotional campaigns to schools and households to encourage everyone to reduce waste



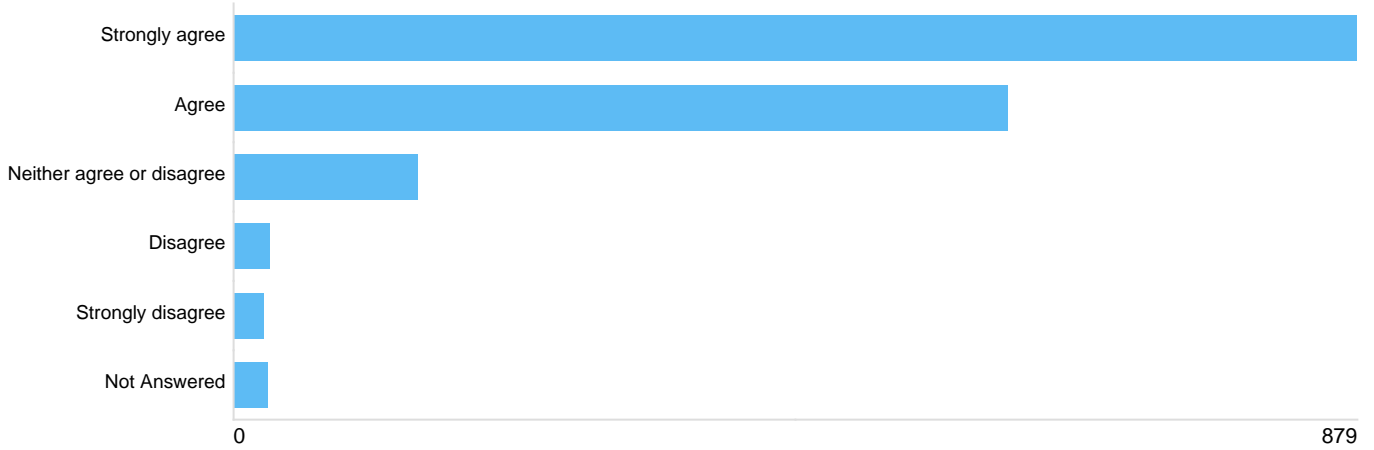
Option	Total	Percent
Strongly agree	779	45.77%
Agree	612	35.96%
Neither agree or disagree	219	12.87%
Disagree	48	2.82%
Strongly disagree	20	1.18%
Not Answered	24	1.41%

Thoughts - Encourage households to help the environment by buying items with less packaging, using reusable bags and buying refill packs and recycled products



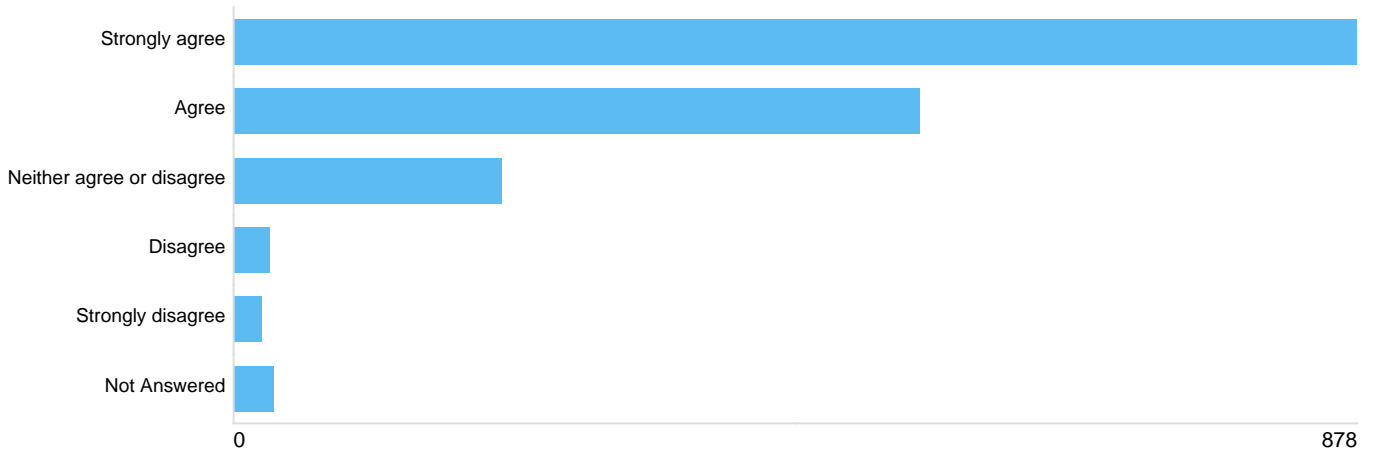
Option	Total	Percent
Strongly agree	729	42.83%
Agree	630	37.02%
Neither agree or disagree	205	12.04%
Disagree	70	4.11%
Strongly disagree	43	2.53%
Not Answered	25	1.47%

Thoughts - Continue to promote ways people can help reduce the amount of junk mail they receive



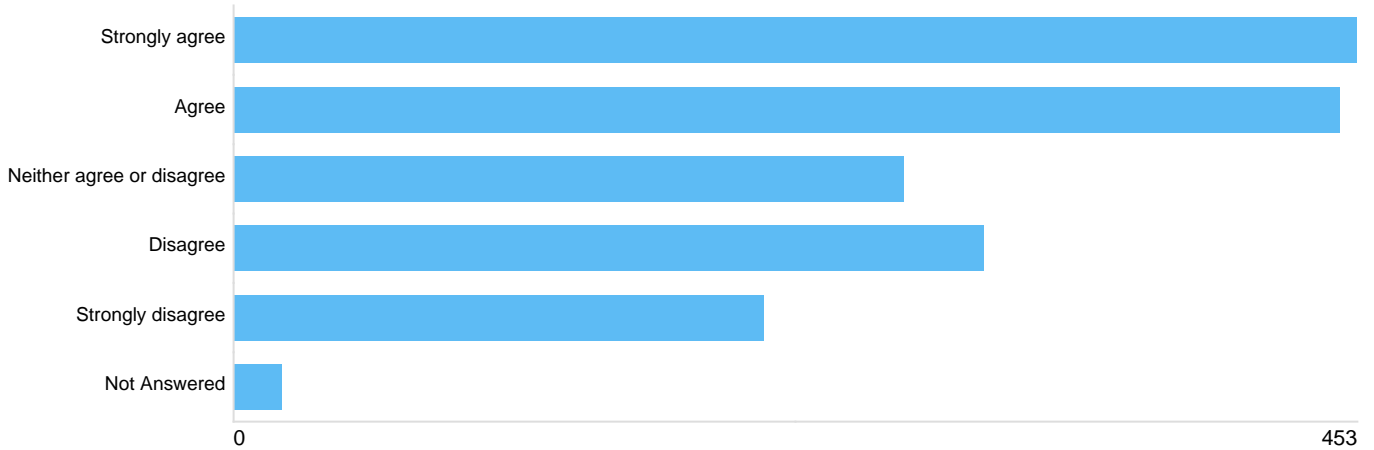
Option	Total	Percent
Strongly agree	879	51.65%
Agree	605	35.55%
Neither agree or disagree	143	8.40%
Disagree	27	1.59%
Strongly disagree	22	1.29%
Not Answered	26	1.53%

Thoughts - Lobby central government and relevant organisations on waste prevention issues



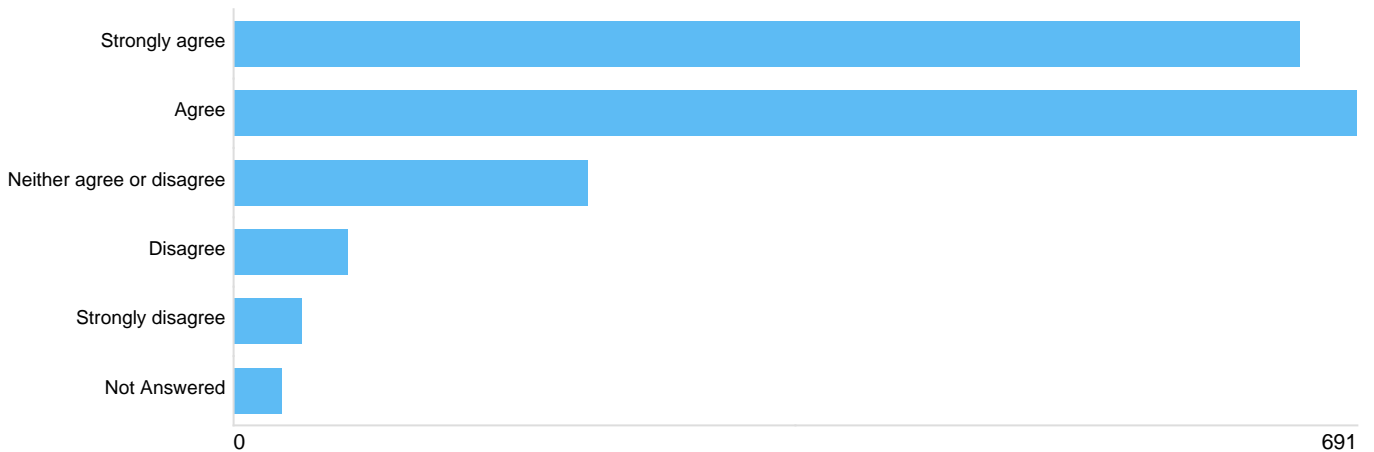
Option	Total	Percent
Strongly agree	878	51.59%
Agree	535	31.43%
Neither agree or disagree	209	12.28%
Disagree	28	1.65%
Strongly disagree	21	1.23%
Not Answered	31	1.82%

Thoughts - Issue penalty notices to residents who, despite being reminded, put rubbish into their recycling bin



Option	Total	Percent
Strongly agree	453	26.62%
Agree	445	26.15%
Neither agree or disagree	270	15.86%
Disagree	302	17.74%
Strongly disagree	213	12.51%
Not Answered	19	1.12%

Thoughts - Encourage people through promotional campaigns to waste less food



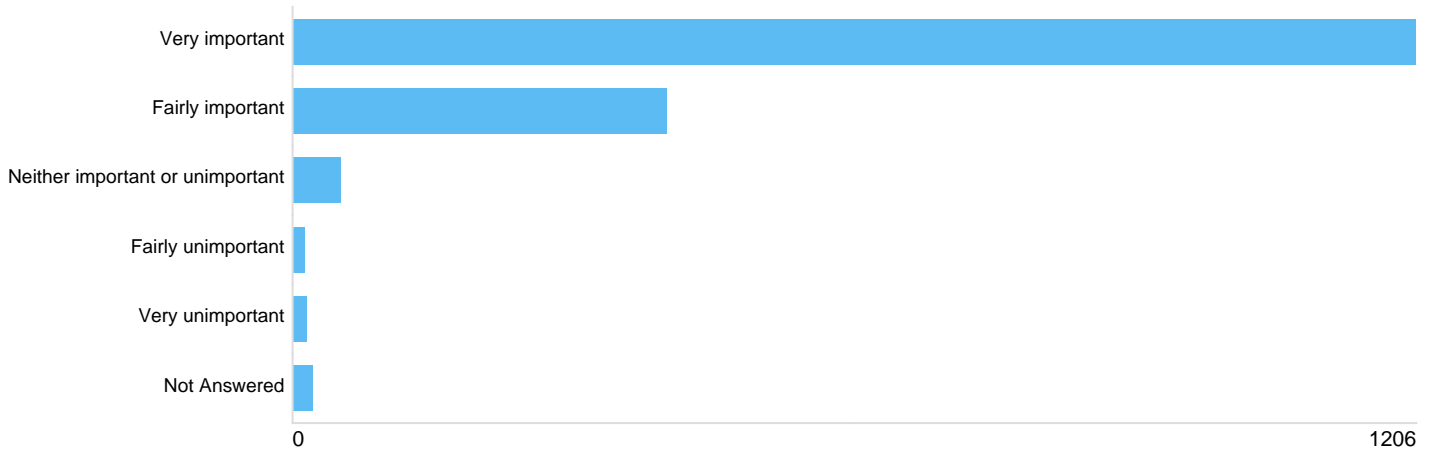
Option	Total	Percent
Strongly agree	655	38.48%
Agree	691	40.60%
Neither agree or disagree	217	12.75%
Disagree	69	4.05%
Strongly disagree	41	2.41%
Not Answered	29	1.70%

Any other thoughts on how we can reduce waste?

There were **784** responses to this part of the question.

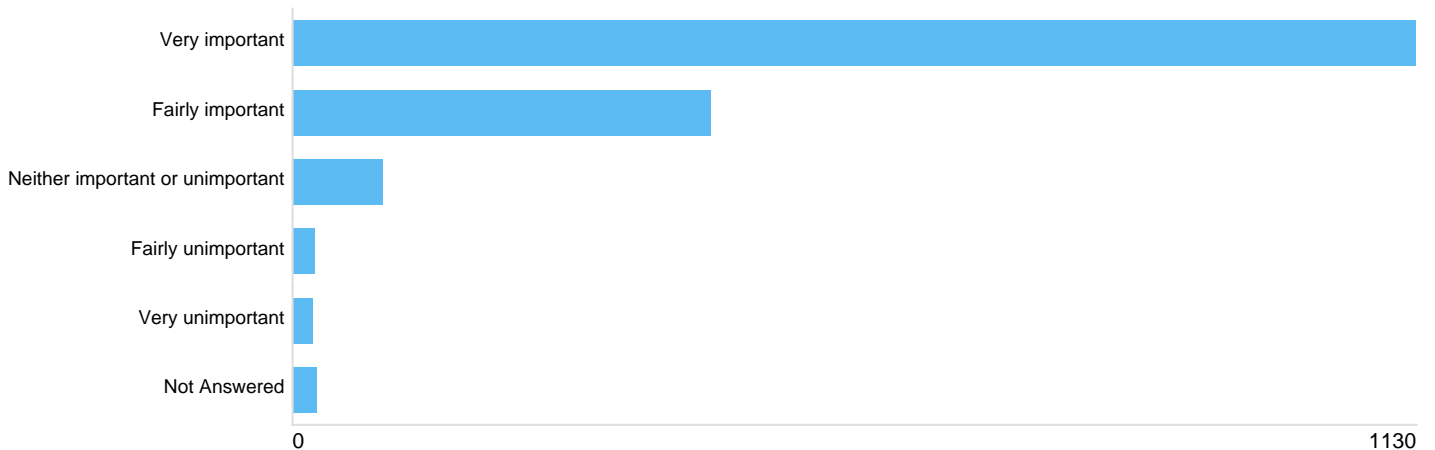
Question 3: What are your thoughts on how we can increase recycling and composting?

Important - Encourage more businesses to separate recyclable items from their rubbish to aid collection by the Council




Option	Total	Percent
Very important	1206	70.86%
Fairly important	400	23.50%
Neither important or unimportant	51	3.00%
Fairly unimportant	12	0.71%
Very unimportant	13	0.76%
Not Answered	20	1.18%

Important - Collect a greater range of materials for recycling and composting from households at the Reuse and Recycling Centre



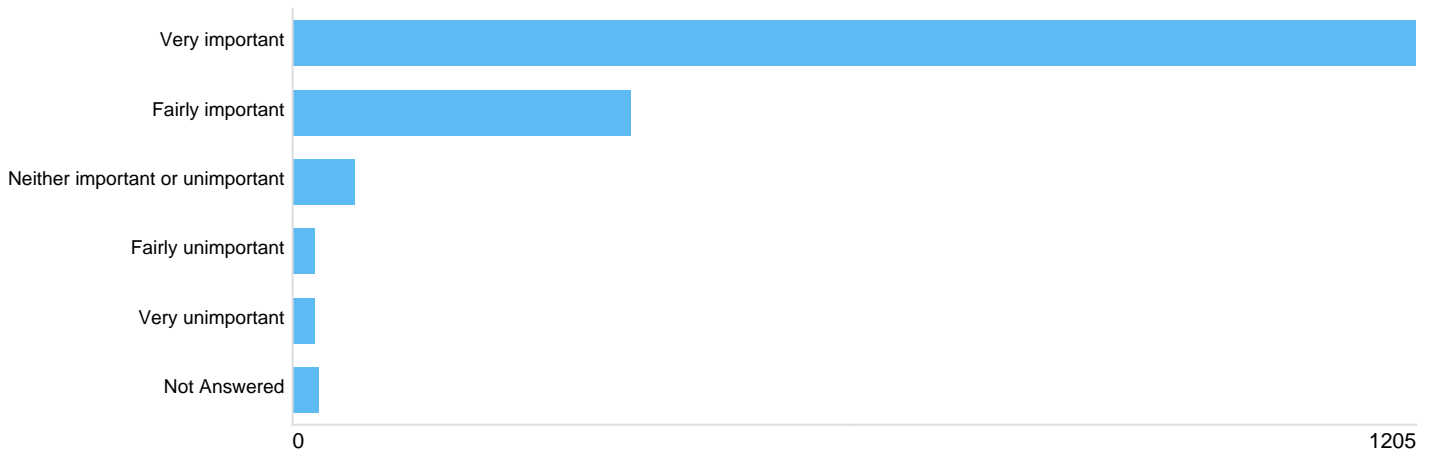
Option	Total	Percent
Very important	1130	66.39%
Fairly important	419	24.62%
Neither important or unimportant	90	5.29%
Fairly unimportant	21	1.23%
Very unimportant	19	1.12%
Not Answered	23	1.35%

Important - Develop incentive or reward schemes for householders to encourage recycling



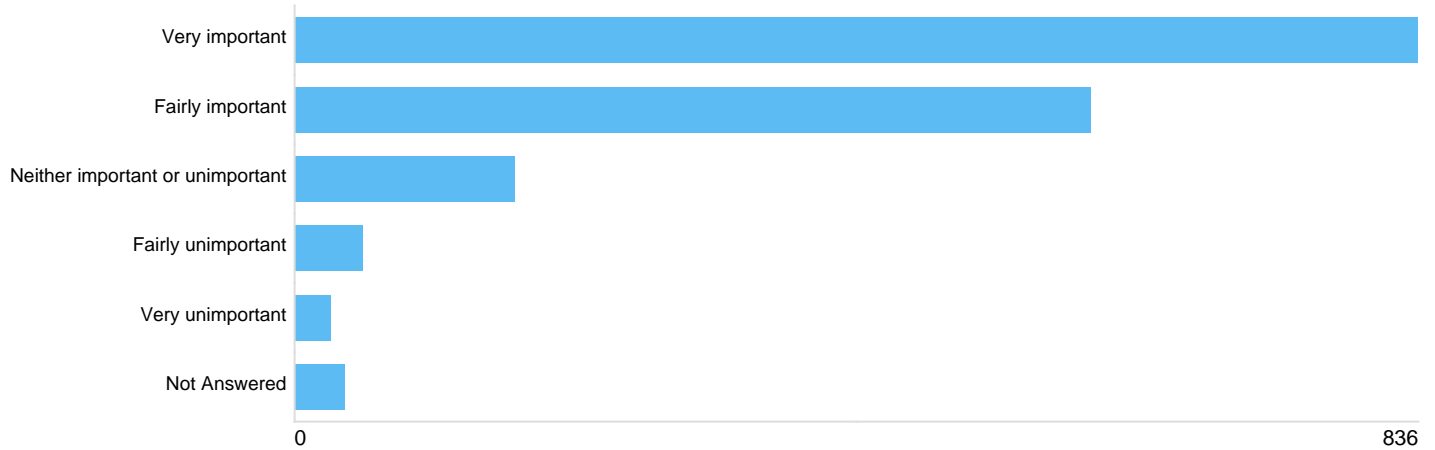
Option	Total	Percent
Very important	637	37.43%
Fairly important	529	31.08%
Neither important or unimportant	369	21.68%
Fairly unimportant	84	4.94%
Very unimportant	61	3.58%
Not Answered	22	1.29%

Important - Make sure that households know what can and can't be recycled and composted and check that the right items are in the correct bins



Option	Total	Percent
Very important	1205	70.80%
Fairly important	361	21.21%
Neither important or unimportant	65	3.82%
Fairly unimportant	23	1.35%
Very unimportant	22	1.29%
Not Answered	26	1.53%

Important - Run more promotional campaigns to schools and householders to encourage everyone to recycle and compost



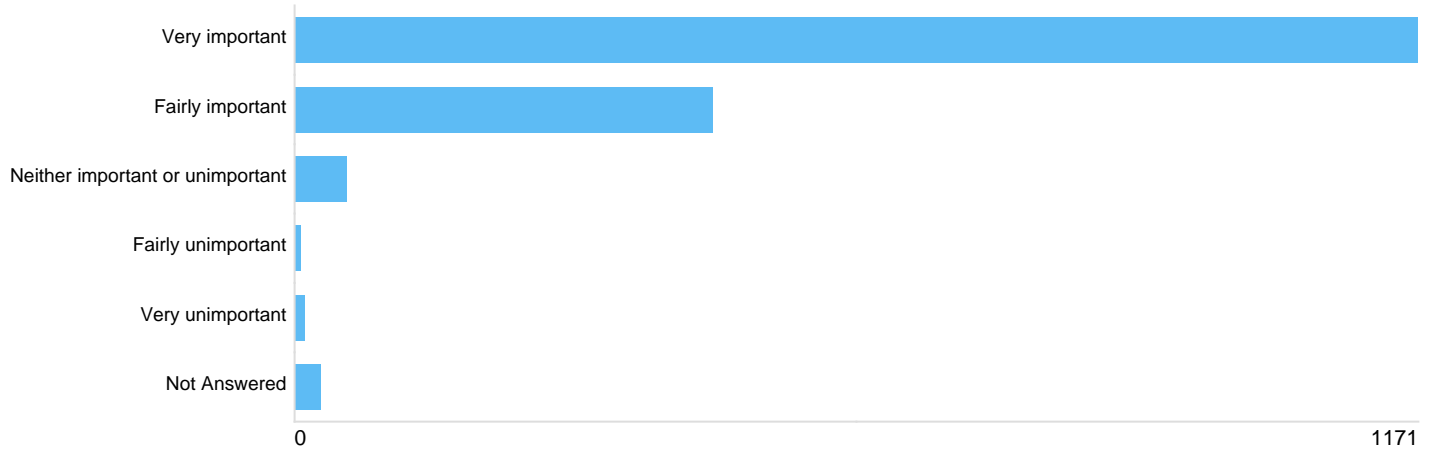
Option	Total	Percent
Very important	836	49.12%
Fairly important	591	34.72%
Neither important or unimportant	163	9.58%
Fairly unimportant	50	2.94%
Very unimportant	26	1.53%
Not Answered	36	2.12%

Important - Collect general waste less often (every 3 weeks) whilst collecting food waste and recycling each week as normal



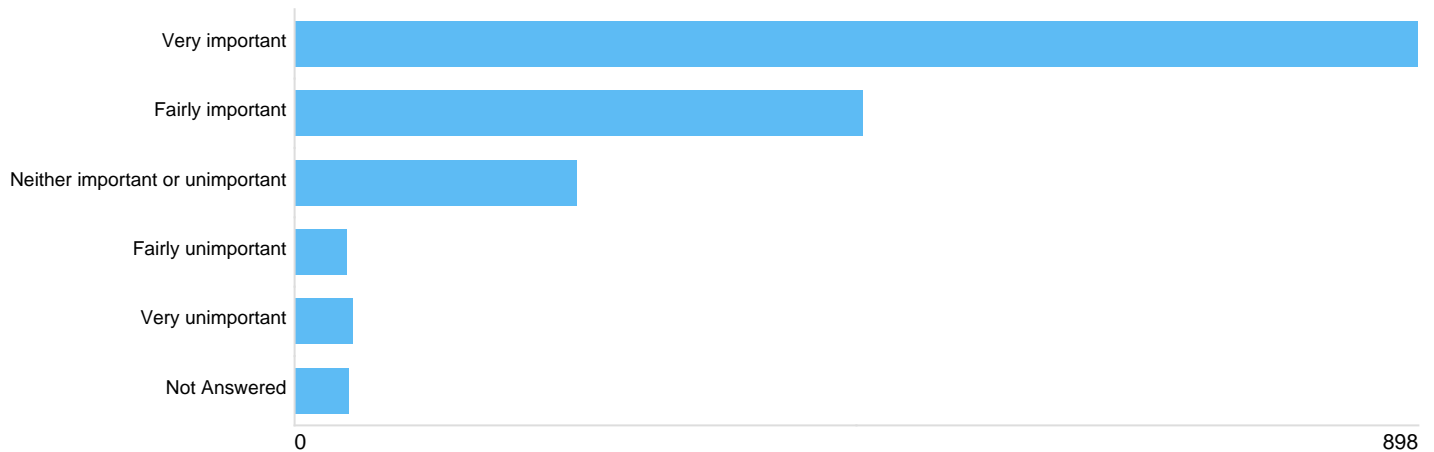
Option	Total	Percent
Very important	92	5.41%
Fairly important	137	8.05%
Neither important or unimportant	126	7.40%
Fairly unimportant	180	10.58%
Very unimportant	1139	66.92%
Not Answered	28	1.65%

Important - Increase the recycling of furniture and large items collected by the Council



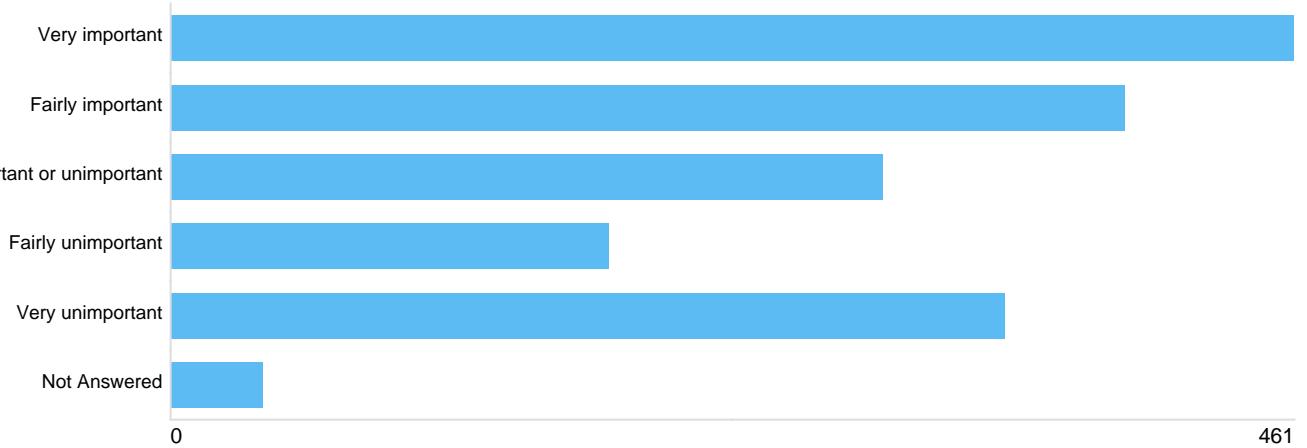
Option	Total	Percent
Very important	1171	68.80%
Fairly important	434	25.50%
Neither important or unimportant	54	3.17%
Fairly unimportant	6	0.35%
Very unimportant	10	0.59%
Not Answered	27	1.59%

Important - Lobby central government and relevant organisations on recycling and composting issues



Option	Total	Percent
Very important	898	52.76%
Fairly important	453	26.62%
Neither important or unimportant	224	13.16%
Fairly unimportant	40	2.35%
Very unimportant	45	2.64%
Not Answered	42	2.47%

Important - Issue penalty notices to residents who continue to put rubbish in their recycling bin



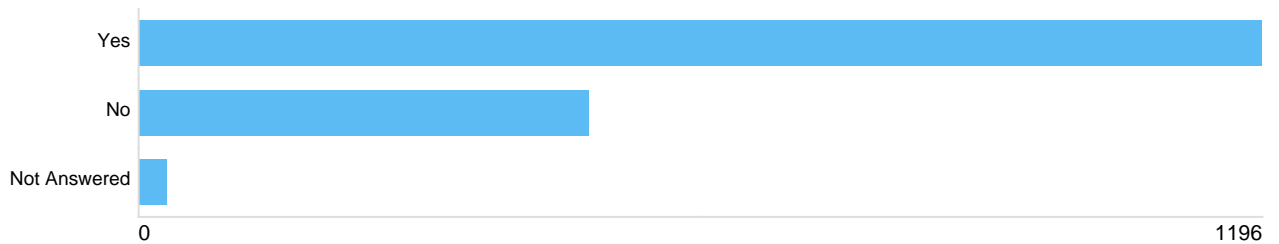
Option	Total	Percent
Very important	461	27.09%
Fairly important	391	22.97%
Neither important or unimportant	292	17.16%
Fairly unimportant	179	10.52%
Very unimportant	342	20.09%
Not Answered	37	2.17%

Do you have any further thoughts on what's important to increase recycling and composting?

There were **848** responses to this part of the question.

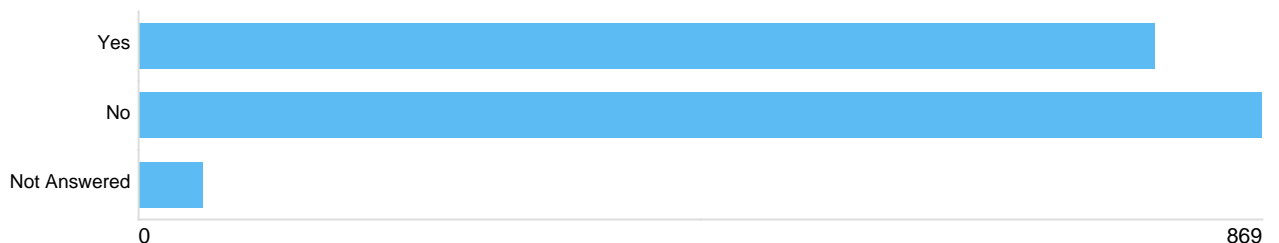
Question 4: What would help you recycle and compost more?

Information - More information about what and how to recycle and compost



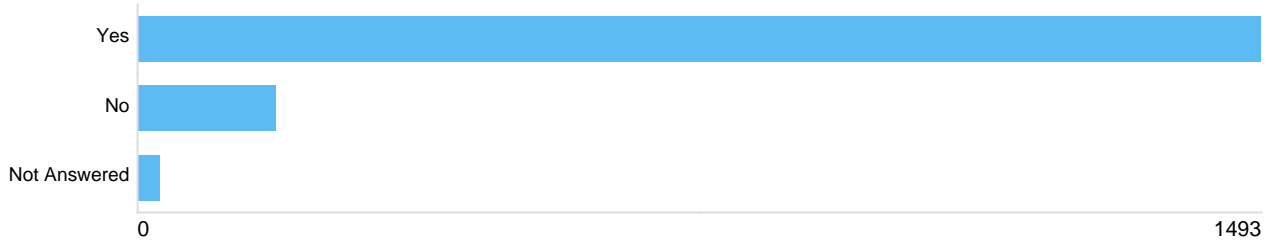
Option	Total	Percent
Yes	1196	70.27%
No	478	28.08%
Not Answered	28	1.65%

Information - More information on the benefits of recycling and composting



Option	Total	Percent
Yes	785	46.12%
No	869	51.06%
Not Answered	48	2.82%

Information - More material for recycling and composting being collected at the kerbside



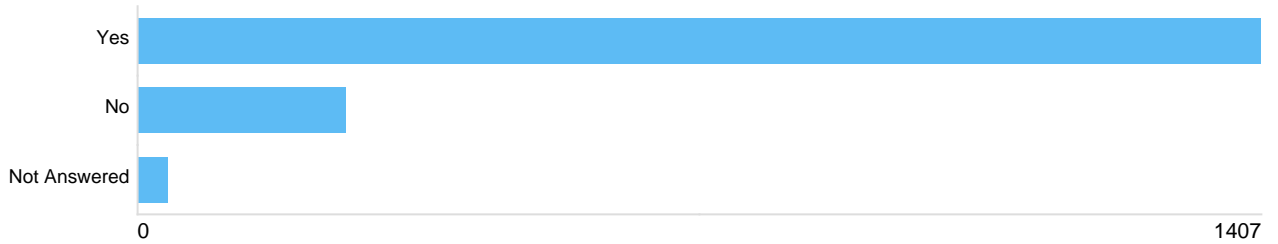
Option	Total	Percent
Yes	1493	87.72%
No	182	10.69%
Not Answered	27	1.59%

Are there any other suggestions about what would help you recycle and compost more? Or do you want to give more detail on the answers given?

There were 620 responses to this part of the question.

Question 5: Do you think the following additional items should be collected at the kerbside for recycling or composting?

Items - Low energy/fluorescent light bulbs



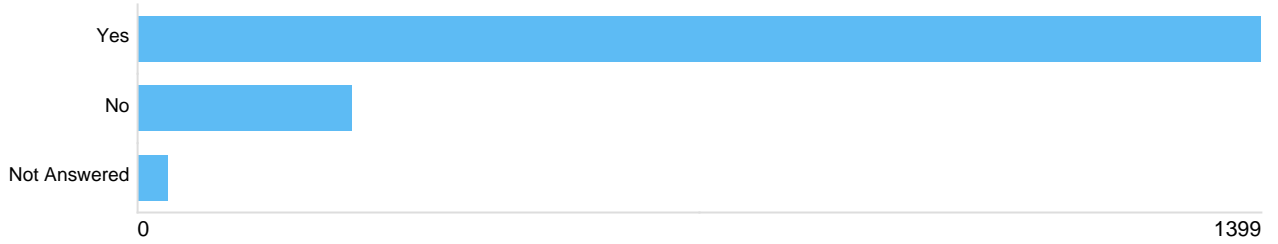
Option	Total	Percent
Yes	1407	82.67%
No	258	15.16%
Not Answered	37	2.17%

Items - Wood



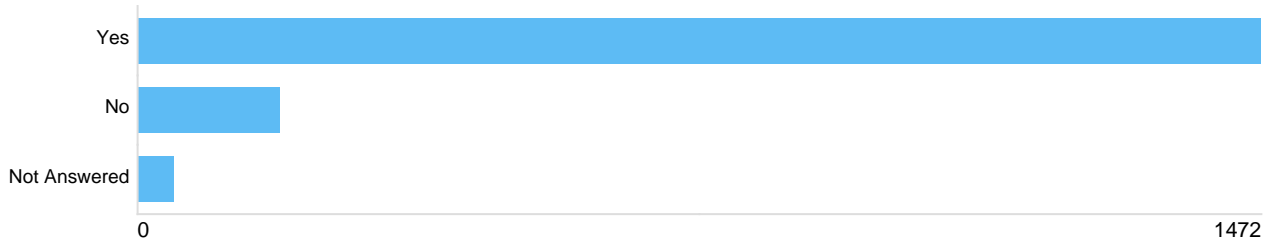
Option	Total	Percent
Yes	1467	86.19%
No	202	11.87%
Not Answered	33	1.94%

Items - Batteries



Option	Total	Percent
Yes	1399	82.20%
No	266	15.63%
Not Answered	37	2.17%

Items - Metal items



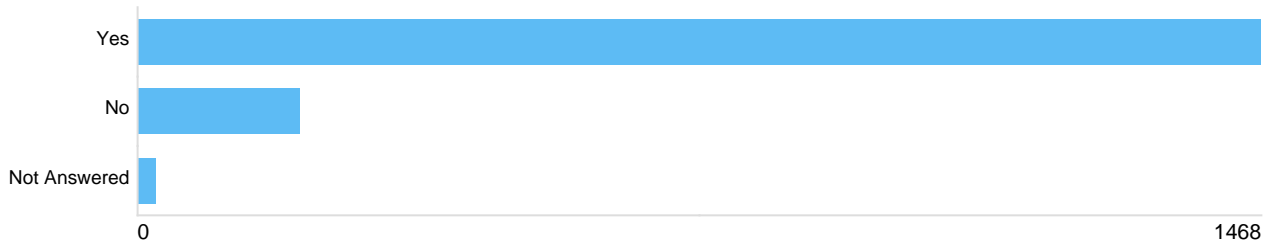
Option	Total	Percent
Yes	1472	86.49%
No	185	10.87%
Not Answered	45	2.64%

Items - Plastic bags and film



Option	Total	Percent
Yes	1511	88.78%
No	155	9.11%
Not Answered	36	2.12%

Items - Textiles and clothing items



Option	Total	Percent
Yes	1467	86.19%
No	202	11.87%
Not Answered	33	1.94%

Option	Total	Percent
Yes	1468	86.25%
No	211	12.40%
Not Answered	23	1.35%

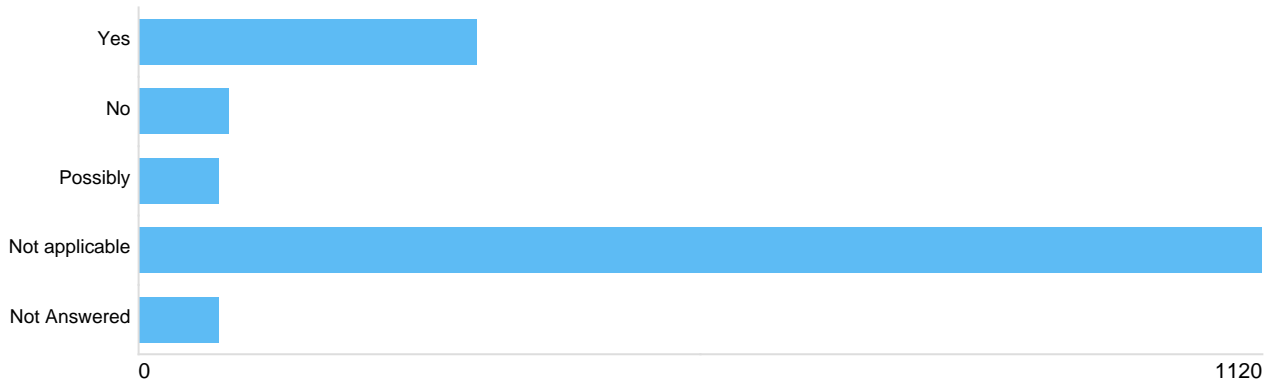
Question 6: What do you think we can do to increase recycling in flats?

Flats

There were **785** responses to this part of the question.

Question 7: If you do not currently have access to the food waste collection service, would you use this if it was available to you? For example, if you live in a flat and were given a food waste bin, would you use it?

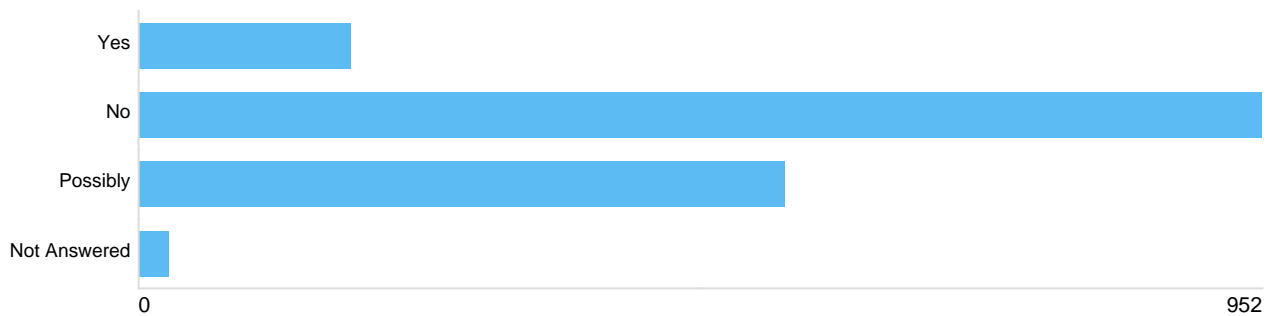
food



Option	Total	Percent
Yes	336	19.74%
No	89	5.23%
Possibly	79	4.64%
Not applicable	1120	65.80%
Not Answered	78	4.58%

Question 8: Would you be interested in joining a community group aimed at holding local events on waste reduction and recycling?

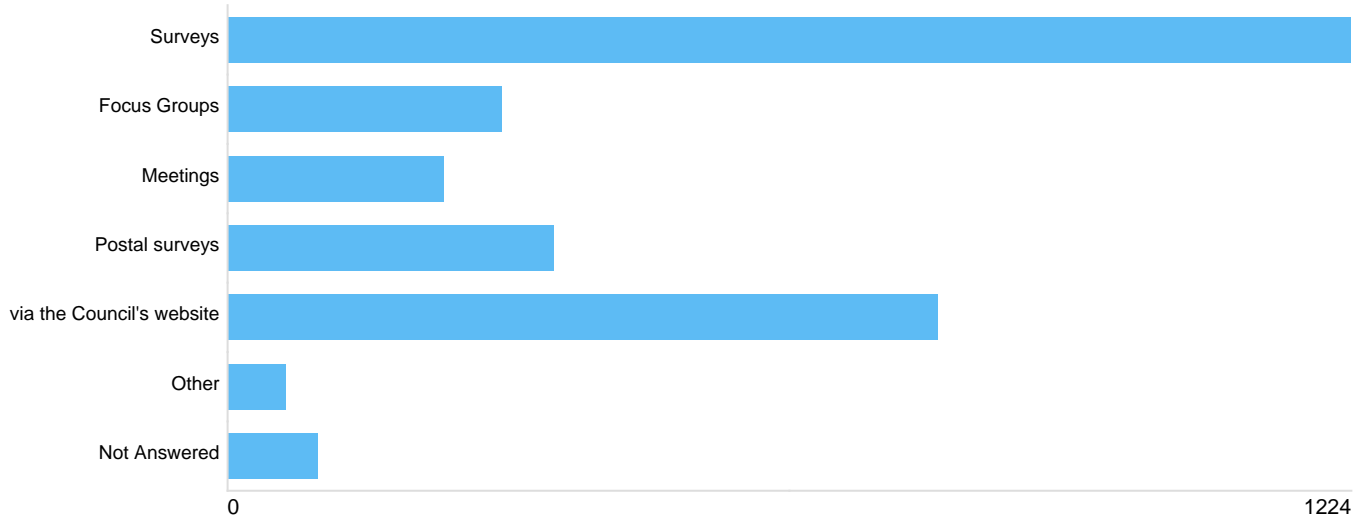
Events



Option	Total	Percent
Yes	179	10.52%
No	952	55.93%
Possibly	546	32.08%
Not Answered	25	1.47%

Question 9: How would you like to give feedback on how your waste and recycling services are run? (please tick all that apply)

Feedback



Option	Total	Percent
Surveys	1224	71.92%
Focus Groups	297	17.45%
Meetings	234	13.75%
Postal surveys	354	20.80%
via the Council's website	772	45.36%
Other	62	3.64%
Not Answered	97	5.70%

If you responded 'Other' please specify

There were **88** responses to this part of the question.

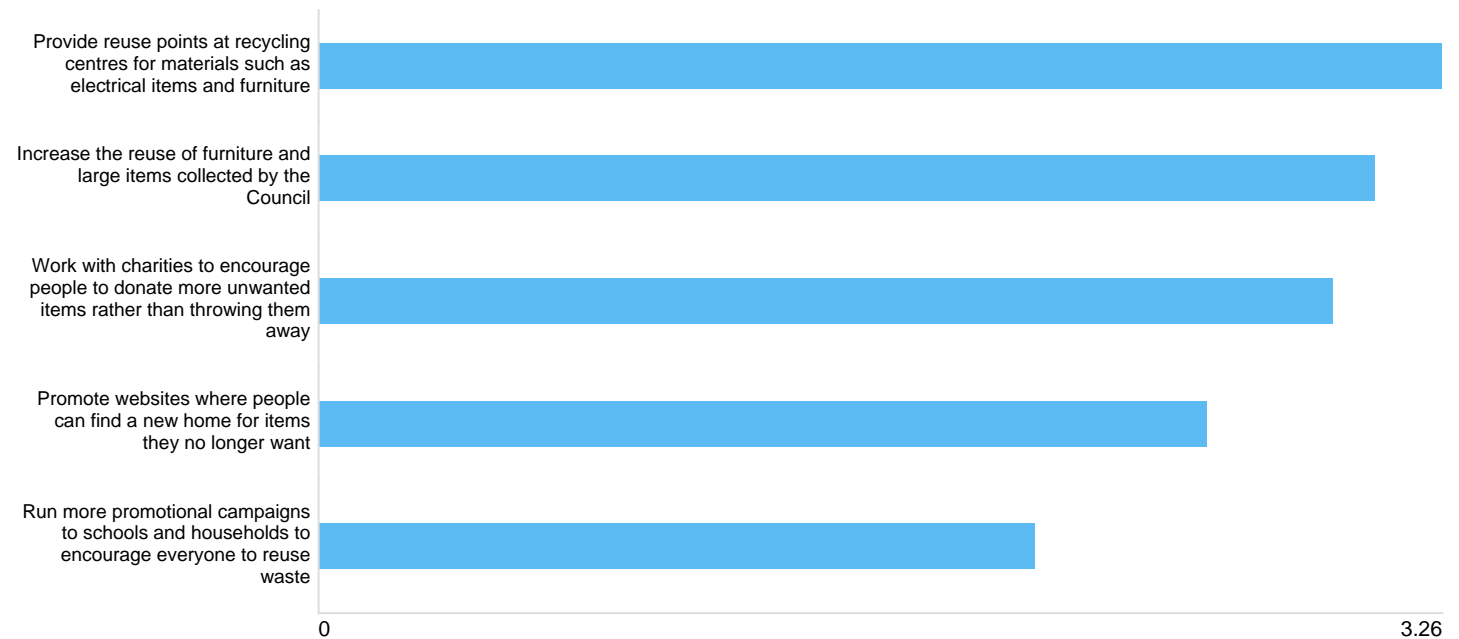
Question 10: Do you have any suggestions on how the Council should encourage ways of reusing items?

Encourage

There were **692** responses to this part of the question.

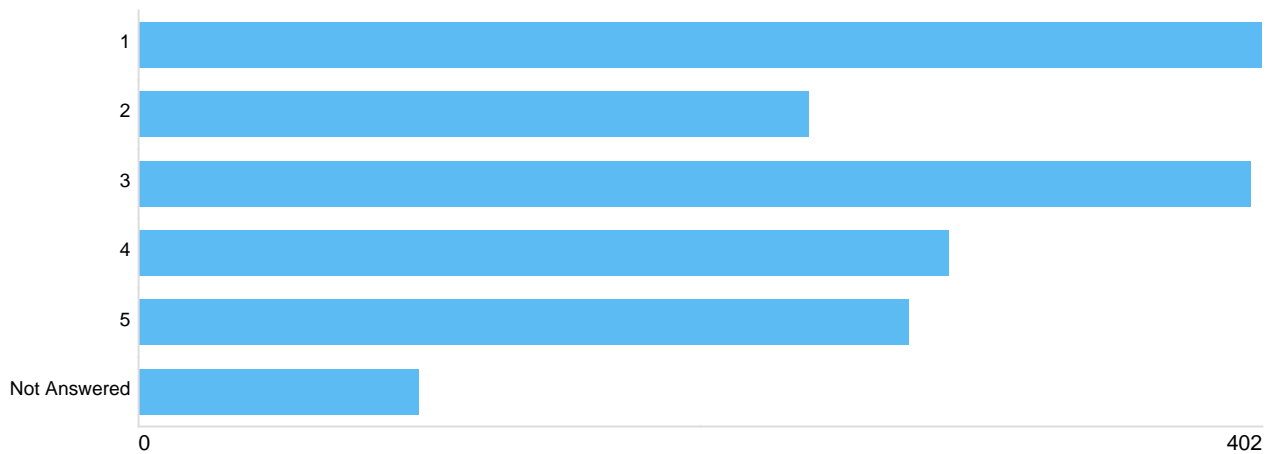
Question 11: Please indicate in order of importance how you think the Council should encourage ways of reusing items?

Table of "Items" in rank order



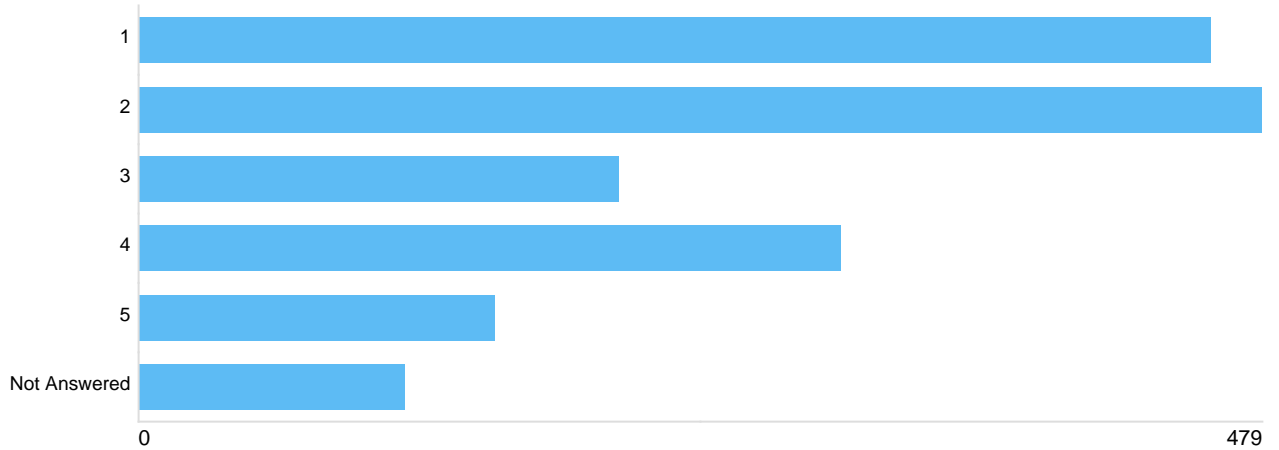
Item	Ranking
Provide reuse points at recycling centres for materials such as electrical items and furniture	3.26
Increase the reuse of furniture and large items collected by the Council	3.07
Work with charities to encourage people to donate more unwanted items rather than throwing them away	2.94
Promote websites where people can find a new home for items they no longer want	2.57
Run more promotional campaigns to schools and households to encourage everyone to reuse waste	2.08

Items - Work with charities to encourage people to donate more unwanted items rather than throwing them away



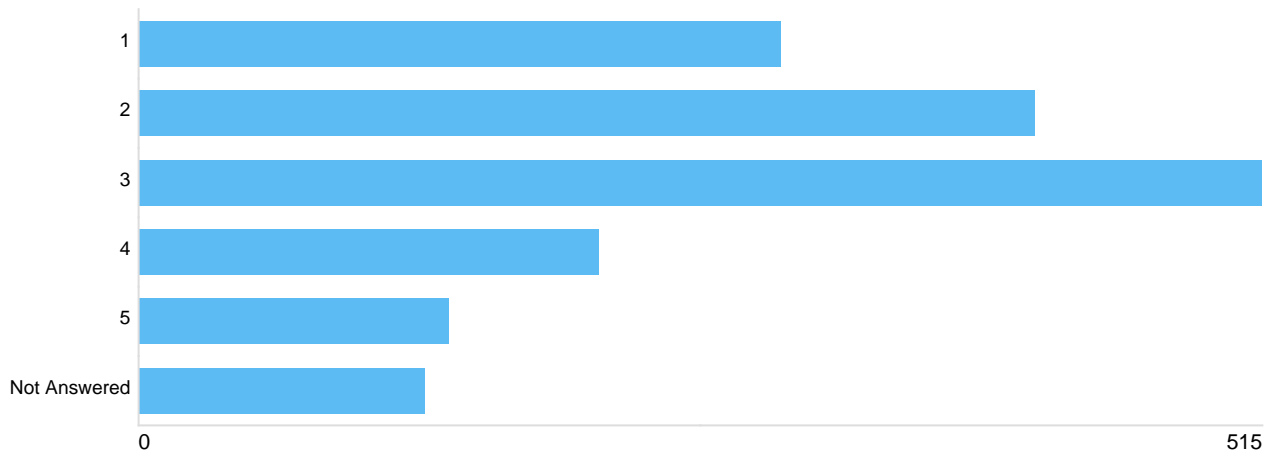
Option	Total	Percent
1	402	23.62%
2	239	14.04%
3	397	23.33%
4	289	16.98%
5	275	16.16%
Not Answered	100	5.88%

Items - Provide reuse points at recycling centres for materials such as electrical items and furniture



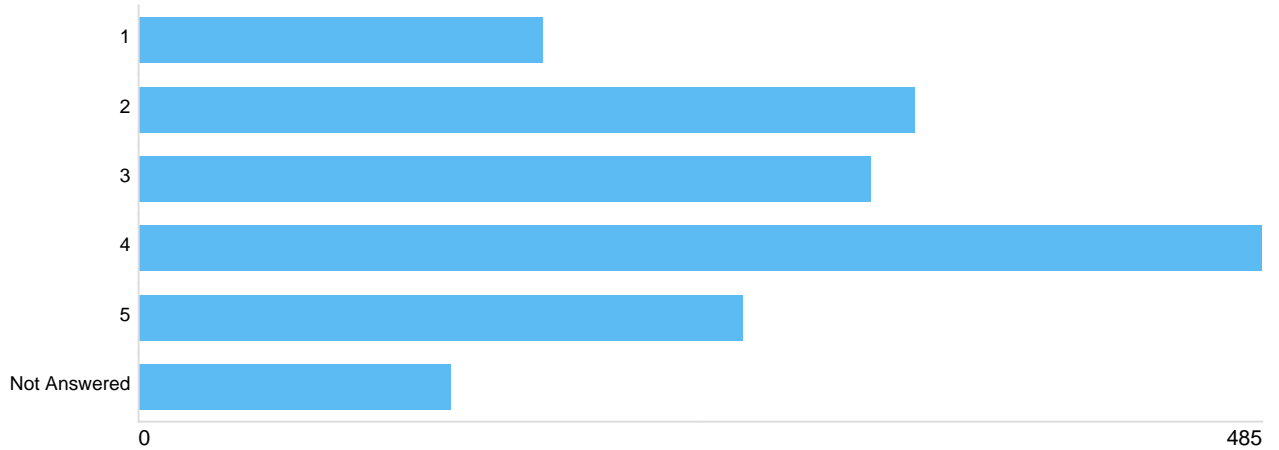
Option	Total	Percent
1	456	26.79%
2	479	28.14%
3	204	11.99%
4	299	17.57%
5	151	8.87%
Not Answered	113	6.64%

Items - Increase the reuse of furniture and large items collected by the Council



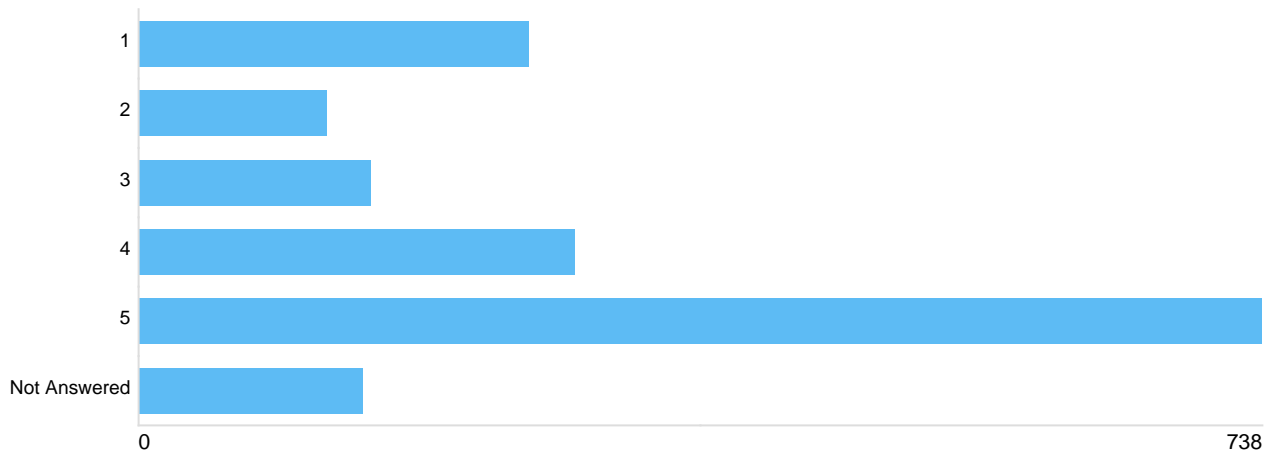
Option	Total	Percent
1	294	17.27%
2	410	24.09%
3	515	30.26%
4	210	12.34%
5	142	8.34%
Not Answered	131	7.70%

Items - Promote websites where people can find a new home for items they no longer want



Option	Total	Percent
1	174	10.22%
2	334	19.62%
3	315	18.51%
4	485	28.50%
5	260	15.28%
Not Answered	134	7.87%

Items - Run more promotional campaigns to schools and households to encourage everyone to reuse waste



Option	Total	Percent
1	256	15.04%
2	123	7.23%
3	152	8.93%
4	286	16.80%
5	738	43.36%
Not Answered	147	8.64%

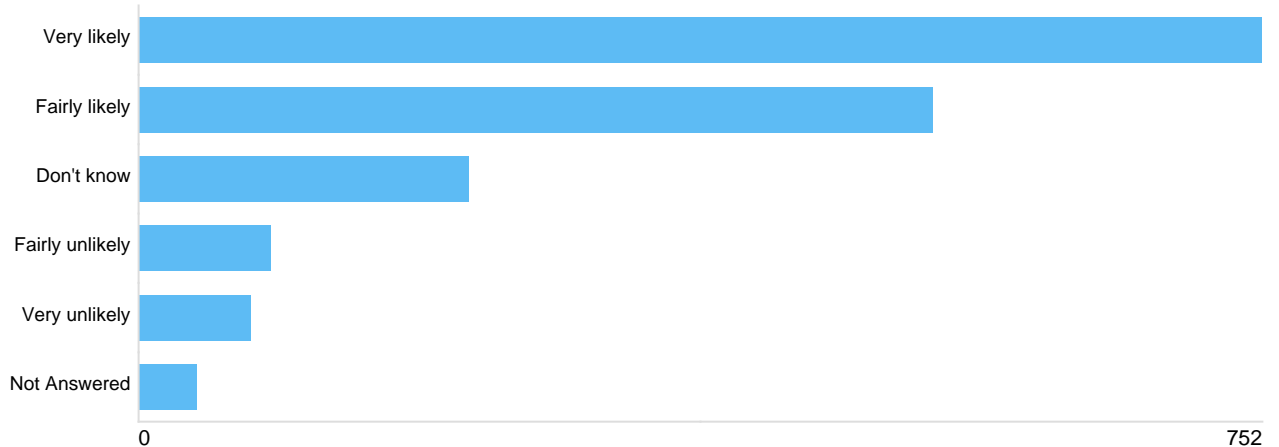
Question 12: How can we help share, repair and reuse more?

Share

There were 537 responses to this part of the question.

Question 13: How likely are you to use a repair and reuse shop? (A repair and reuse shop would fix items that are broken for a small charge, or sell items that people have donated. This would be a social enterprise, so the Council would look to work with a local charity.)

Shop



Option	Total	Percent
Very likely	752	44.18%
Fairly likely	530	31.14%
Don't know	220	12.93%
Fairly unlikely	88	5.17%
Very unlikely	74	4.35%
Not Answered	38	2.23%


Question 14: What type of items would you bring to a repair and reuse shop?

Type

There were **954** responses to this part of the question.

Question 15: How likely is it that you would use a share network, where residents can share, repair or reuse items?

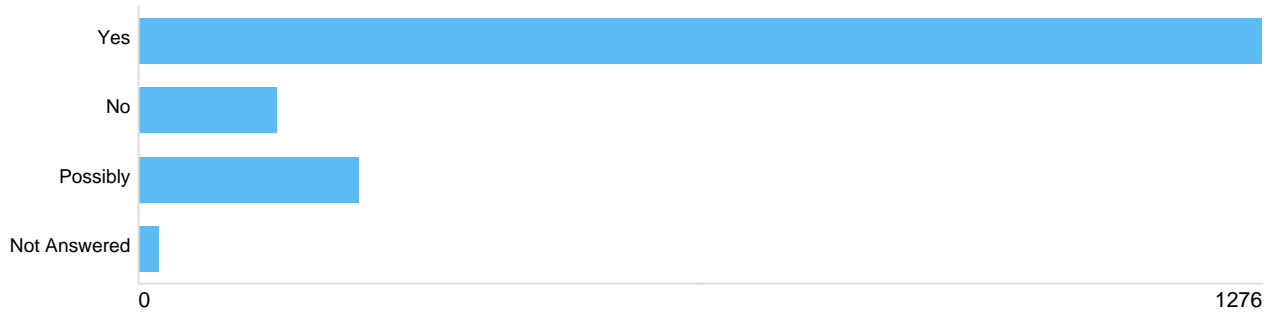
Network



Option	Total	Percent
Very likely	561	32.96%
Fairly likely	486	28.55%
Don't know	381	22.39%
Fairly unlikely	131	7.70%
Very unlikely	105	6.17%
Not Answered	38	2.23%

Question 16: Do you think the Council should take robust enforcement action (such as issuing fixed penalty notices with no discounted rate for an early payment, or pursuing prosecutions) against those who dump rubbish and litter on our streets?

Litter



Option	Total	Percent
Yes	1276	74.97%
No	156	9.17%
Possibly	249	14.63%
Not Answered	21	1.23%

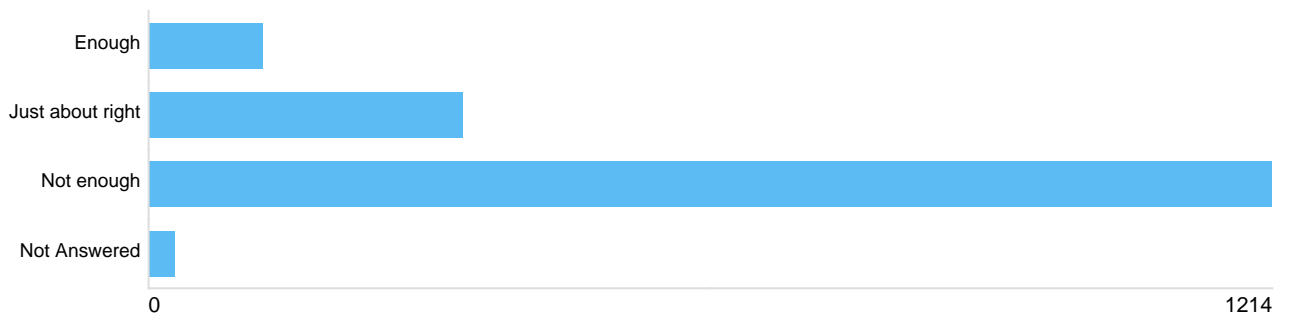
Question 17: What do you think the Council should do to tackle the problem of residents who continue to contaminate their recycling bins with non-recyclable rubbish?

Contaminate

There were 1179 responses to this part of the question.

Question 18: We want to ensure that public areas/spaces in Lewisham are free from litter. We currently have approximately 2000 litter bins on our streets. Do you think this is enough?

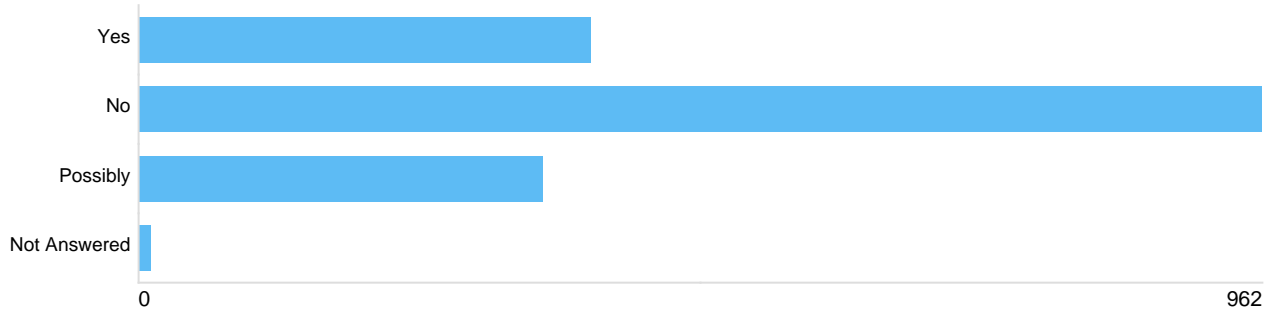
Bins



Option	Total	Percent
Enough	122	7.17%
Just about right	338	19.86%
Not enough	1214	71.33%
Not Answered	28	1.65%

Question 19: The Council spends approximately £85,000 per year collecting mattresses free of charge. Do you think the Council should make a small charge for this service?

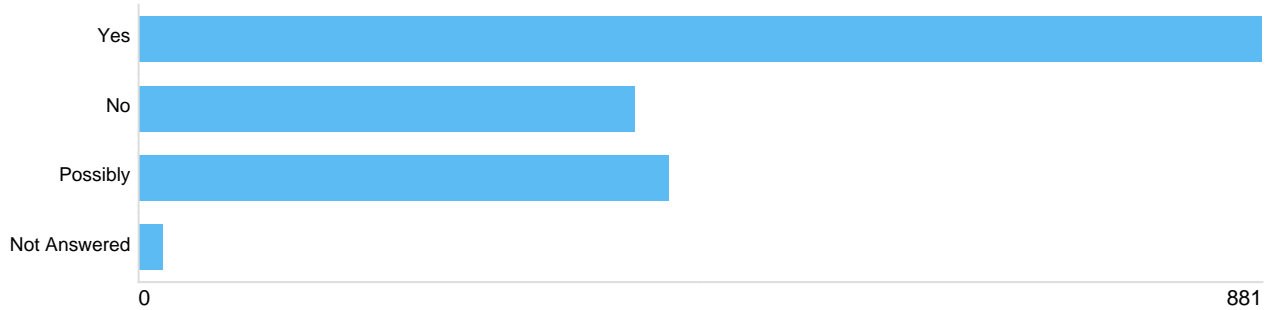
Mattresses



Option	Total	Percent
Yes	386	22.68%
No	962	56.52%
Possibly	345	20.27%
Not Answered	9	0.53%

Question 20: Would you be willing to use this service if there was a small charge?

Willing



Option	Total	Percent
Yes	881	51.76%
No	388	22.80%
Possibly	415	24.38%
Not Answered	18	1.06%

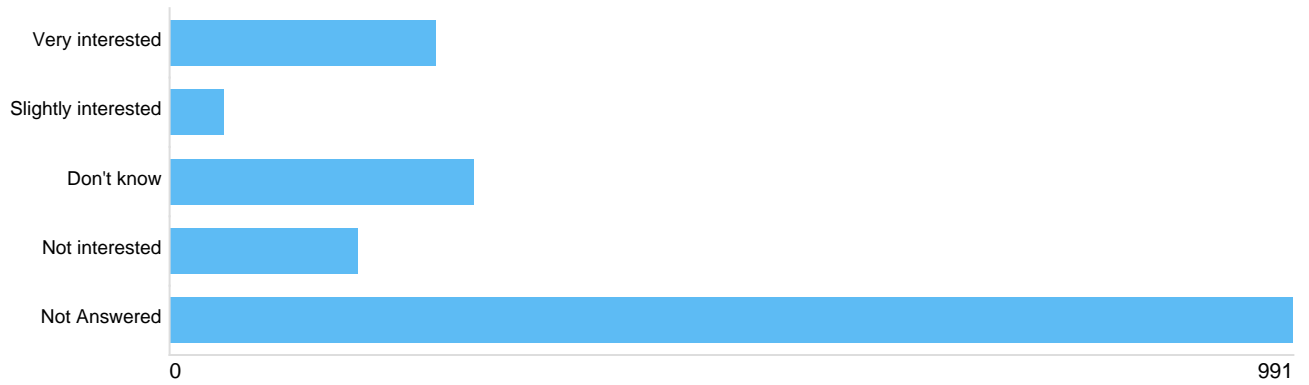
Question 21: If you run a business how can we improve our recycling service?

Improve

There were **265** responses to this part of the question.

Question 22: If a food waste collection service was made available to your business, would you be interested in using this?

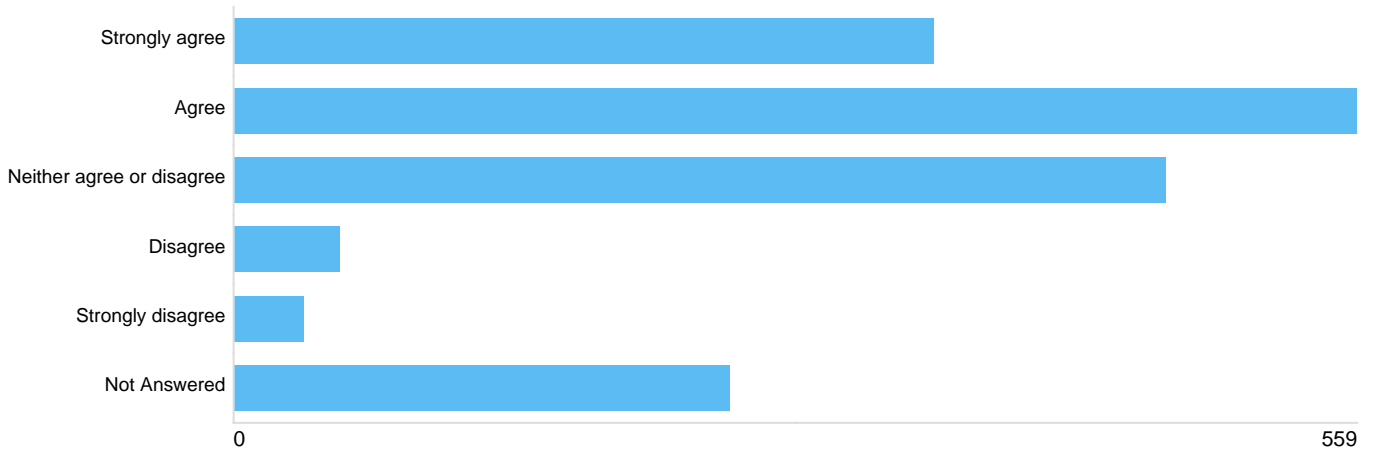
Food waste



Option	Total	Percent
Very interested	234	13.75%
Slightly interested	46	2.70%
Don't know	267	15.69%
Not interested	164	9.64%
Not Answered	991	58.23%

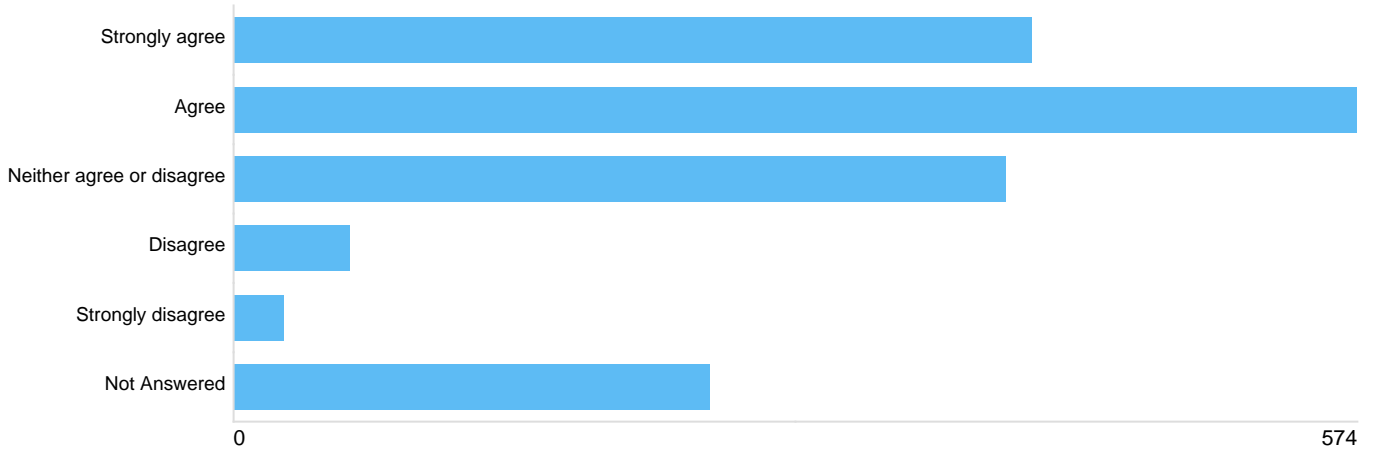
Question 23: How strongly do you agree or disagree with the vision and objectives of the strategy, based on the following 6 priorities?

Priority - Priority 1: Leading the way forward



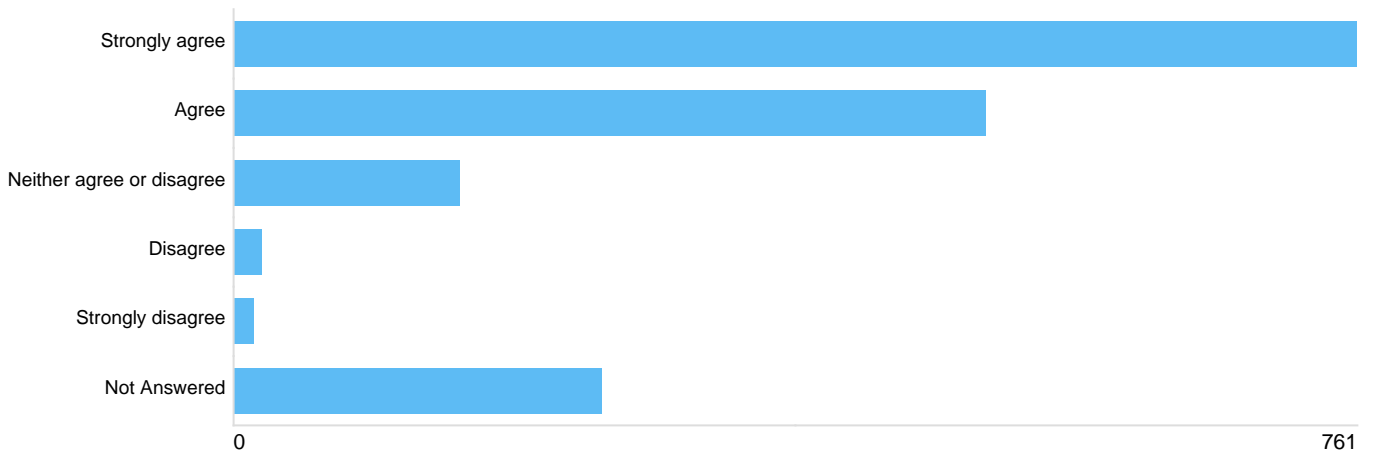
Option	Total	Percent
Strongly agree	348	20.45%
Agree	559	32.84%
Neither agree or disagree	463	27.20%
Disagree	52	3.06%
Strongly disagree	34	2.00%
Not Answered	246	14.45%

Priority - Priority 2: Shaping services to follow the waste hierarchy



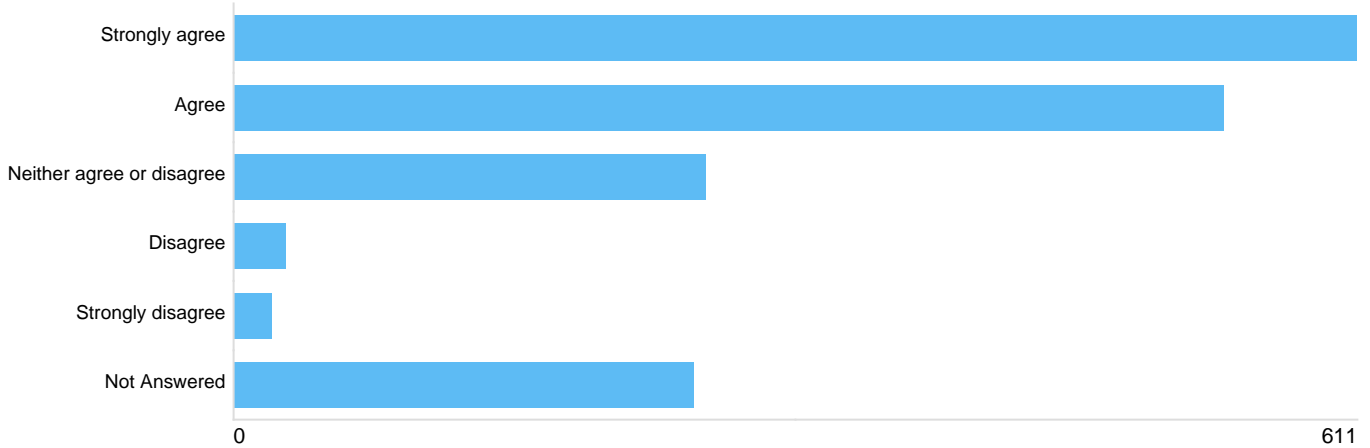
Option	Total	Percent
Strongly agree	407	23.91%
Agree	574	33.73%
Neither agree or disagree	394	23.15%
Disagree	59	3.47%
Strongly disagree	25	1.47%
Not Answered	243	14.28%

Priority - Priority 3: Working together for an improved local environment



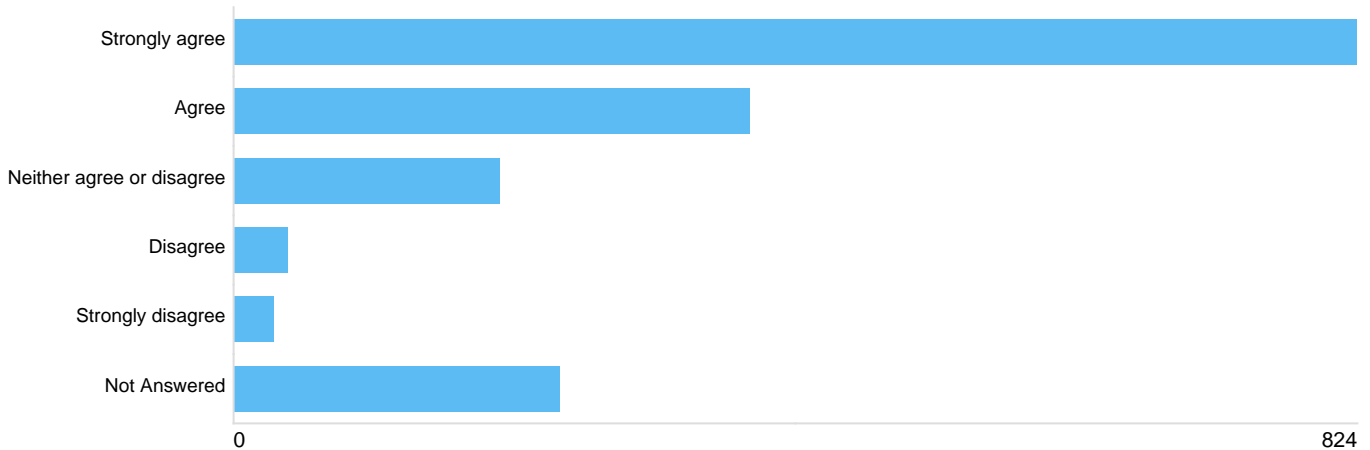
Option	Total	Percent
Strongly agree	761	44.71%
Agree	509	29.91%
Neither agree or disagree	153	8.99%
Disagree	18	1.06%
Strongly disagree	13	0.76%
Not Answered	248	14.57%

Priority - Priority 4: Using waste as a resource following the circular economy



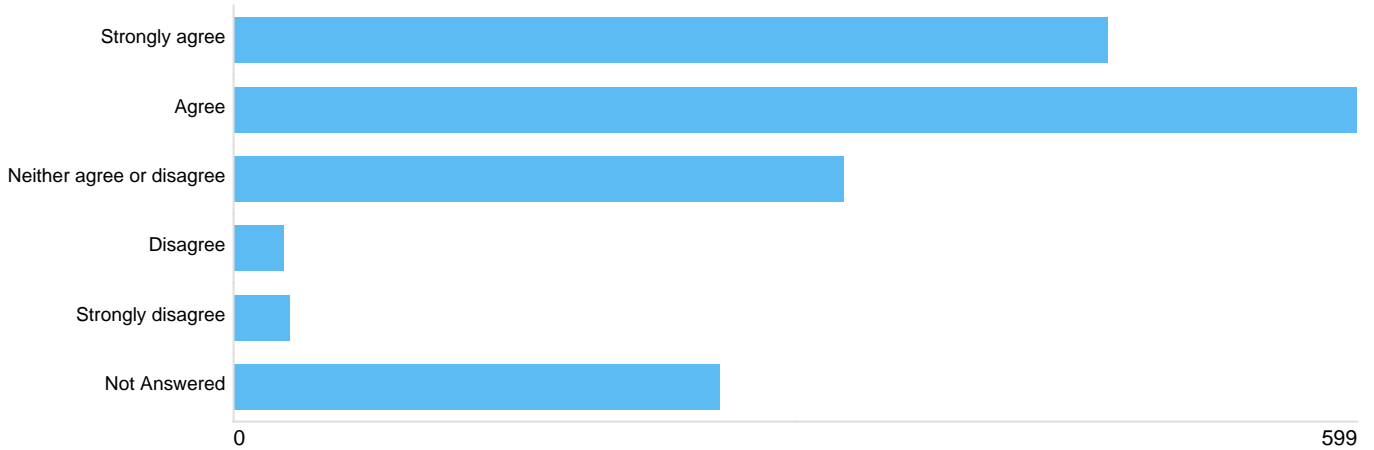
Option	Total	Percent
Strongly agree	611	35.90%
Agree	538	31.61%
Neither agree or disagree	256	15.04%
Disagree	28	1.65%
Strongly disagree	20	1.18%
Not Answered	249	14.63%

Priority - Priority 5: Reducing carbon emissions, decreasing energy waste and improving air quality



Option	Total	Percent
Strongly agree	824	48.41%
Agree	377	22.15%
Neither agree or disagree	195	11.46%
Disagree	39	2.29%
Strongly disagree	29	1.70%
Not Answered	238	13.98%

Priority - Priority 6: Adding social value



Option	Total	Percent
Strongly agree	465	27.32%
Agree	599	35.19%
Neither agree or disagree	325	19.10%
Disagree	26	1.53%
Strongly disagree	29	1.70%
Not Answered	258	15.16%


Question 24: Why do you agree or disagree with the vision and objectives of the strategy?

Vision

There were **508** responses to this part of the question.

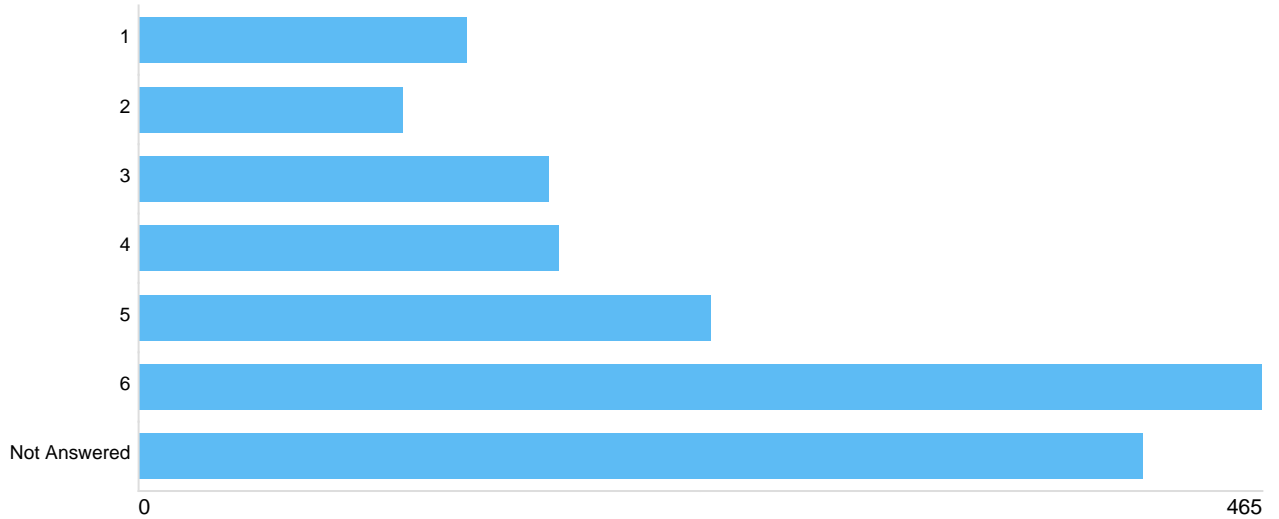
Question 25: Out of the six priorities listed in the strategy, please indicate which priorities are the most important to you: (on a scale of 1-6 with 1 being the most important and 6 being the least important)

Table of "Most important" in rank order



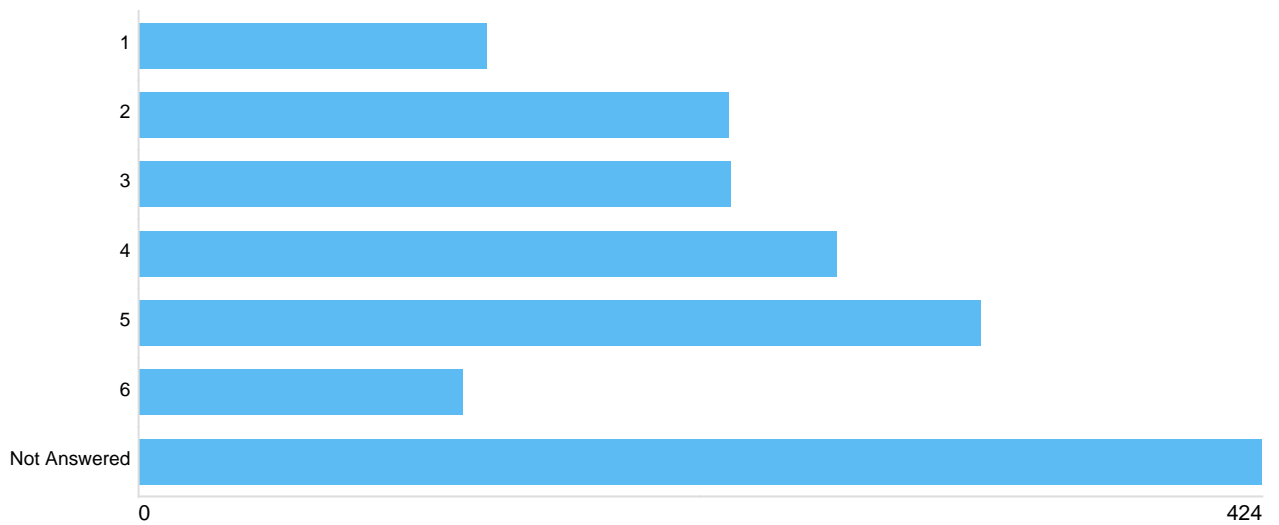
Item	Ranking
Priority 3: Working together for an improved local environment	3.28
Priority 5: Reducing carbon emissions, decreasing energy waste and improving air quality	3.20
Priority 4: Using waste as a resource following the circular economy	2.82
Priority 2: Shaping services to follow the waste hierarchy	2.55
Priority 1: Leading the way forward	2.05
Priority 6: Adding social value	2.03

Most important - Priority 1: Leading the way forward



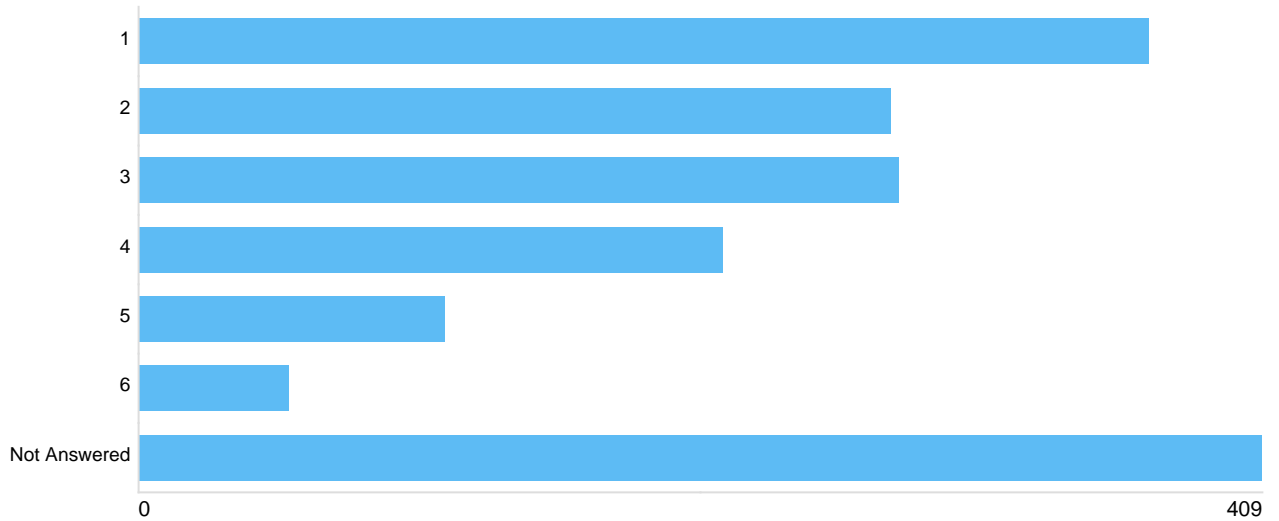
Option	Total	Percent
1	135	7.93%
2	109	6.40%
3	169	9.93%
4	173	10.16%
5	236	13.87%
6	465	27.32%
Not Answered	415	24.38%

Most important - Priority 2: Shaping services to follow the waste hierarchy



Option	Total	Percent
1	131	7.70%
2	222	13.04%
3	223	13.10%
4	263	15.45%
5	317	18.63%
6	122	7.17%
Not Answered	424	24.91%

Most important - Priority 3: Working together for an improved local environment



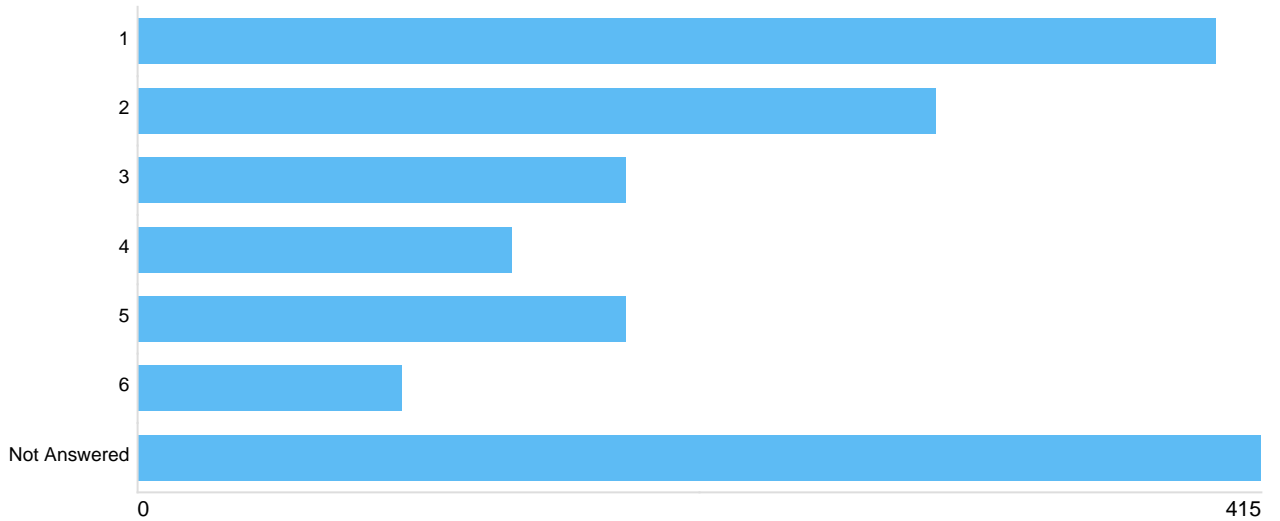
Option	Total	Percent
1	367	21.56%
2	273	16.04%
3	276	16.22%
4	212	12.46%
5	111	6.52%
6	54	3.17%
Not Answered	409	24.03%

Most important - Priority 4: Using waste as a resource following the circular economy



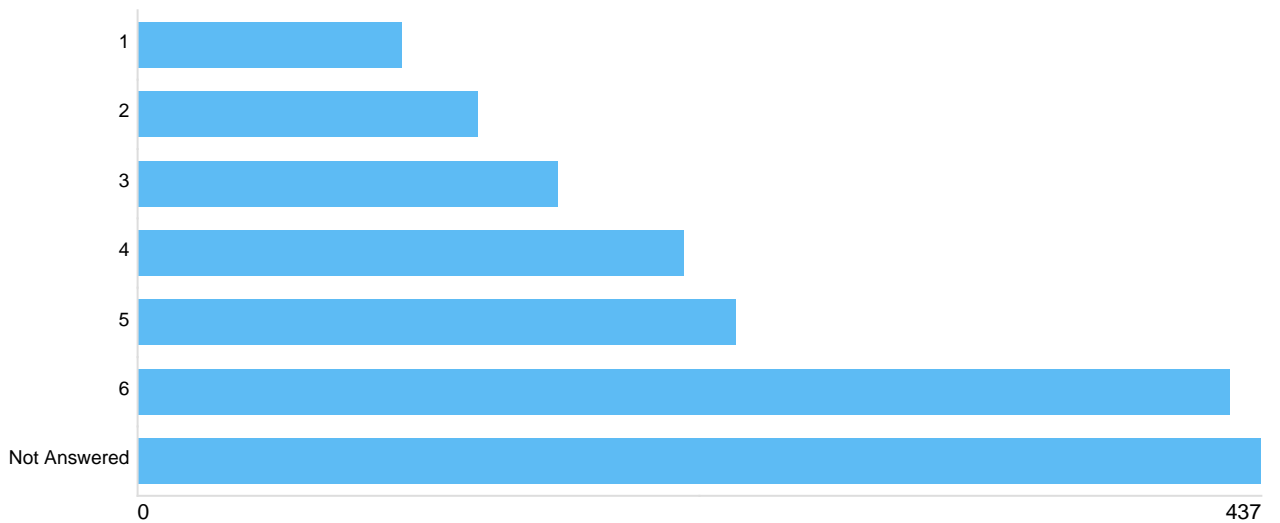
Option	Total	Percent
1	174	10.22%
2	265	15.57%
3	279	16.39%
4	278	16.33%
5	189	11.10%
6	96	5.64%
Not Answered	421	24.74%

Most important - Priority 5: Reducing carbon emissions, decreasing energy waste and improving air quality



Option	Total	Percent
1	398	23.38%
2	294	17.27%
3	180	10.58%
4	138	8.11%
5	180	10.58%
6	97	5.70%
Not Answered	415	24.38%

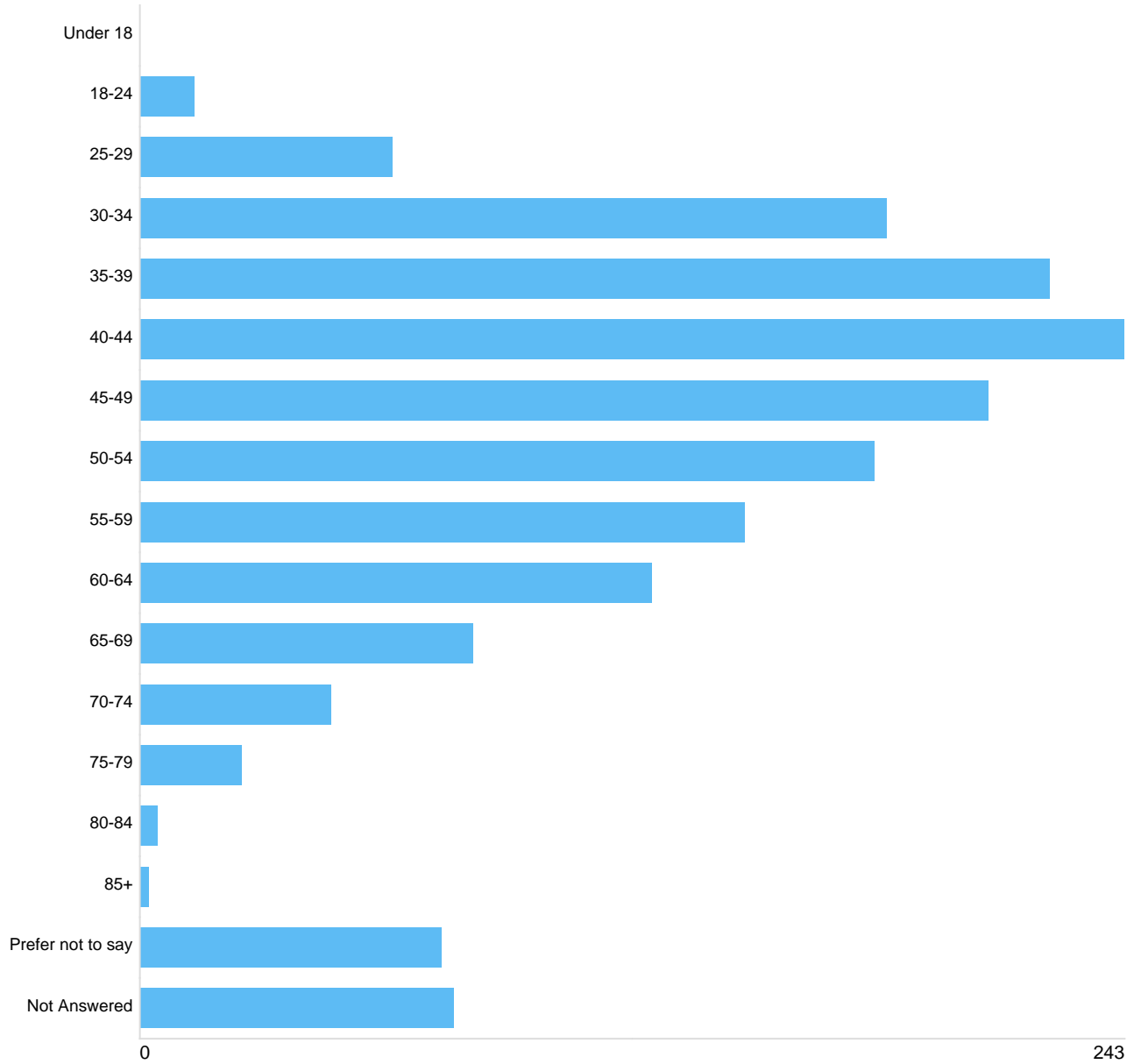
Most important - Priority 6: Adding social value



Option	Total	Percent
1	102	5.99%
2	132	7.76%
3	163	9.58%
4	212	12.46%
5	232	13.63%
6	424	24.91%
Not Answered	437	25.68%

Question 26: What is your age?

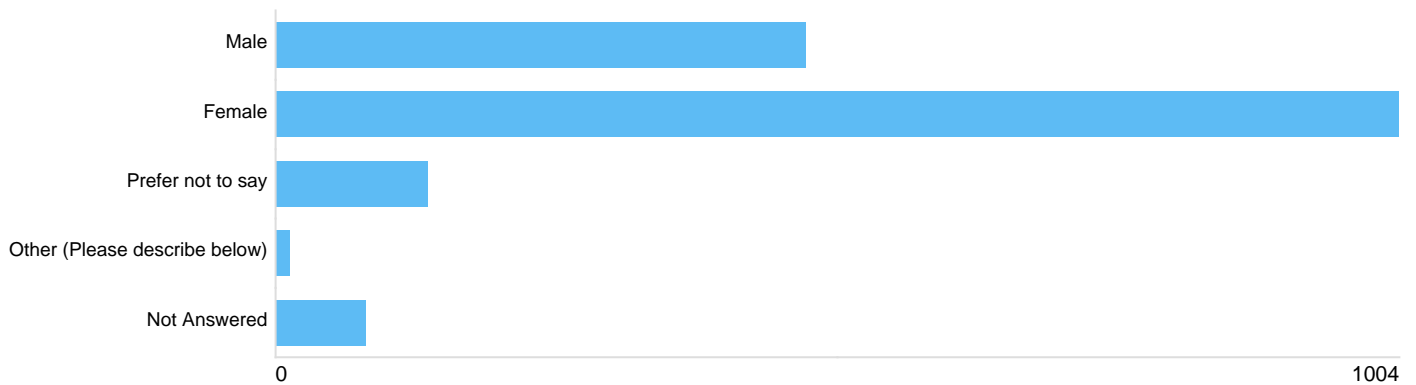
Age



Option	Total	Percent
Under 18	0	0.00%
18-24	13	0.76%
25-29	62	3.64%
30-34	184	10.81%
35-39	224	13.16%
40-44	243	14.28%
45-49	209	12.28%
50-54	181	10.63%
55-59	149	8.75%
60-64	126	7.40%
65-69	82	4.82%
70-74	47	2.76%
75-79	25	1.47%
80-84	4	0.24%
85+	2	0.12%
Prefer not to say	74	4.35%
Not Answered	77	4.52%

Question 27: What is your sex?

Please select one of the following from the dropdown list:



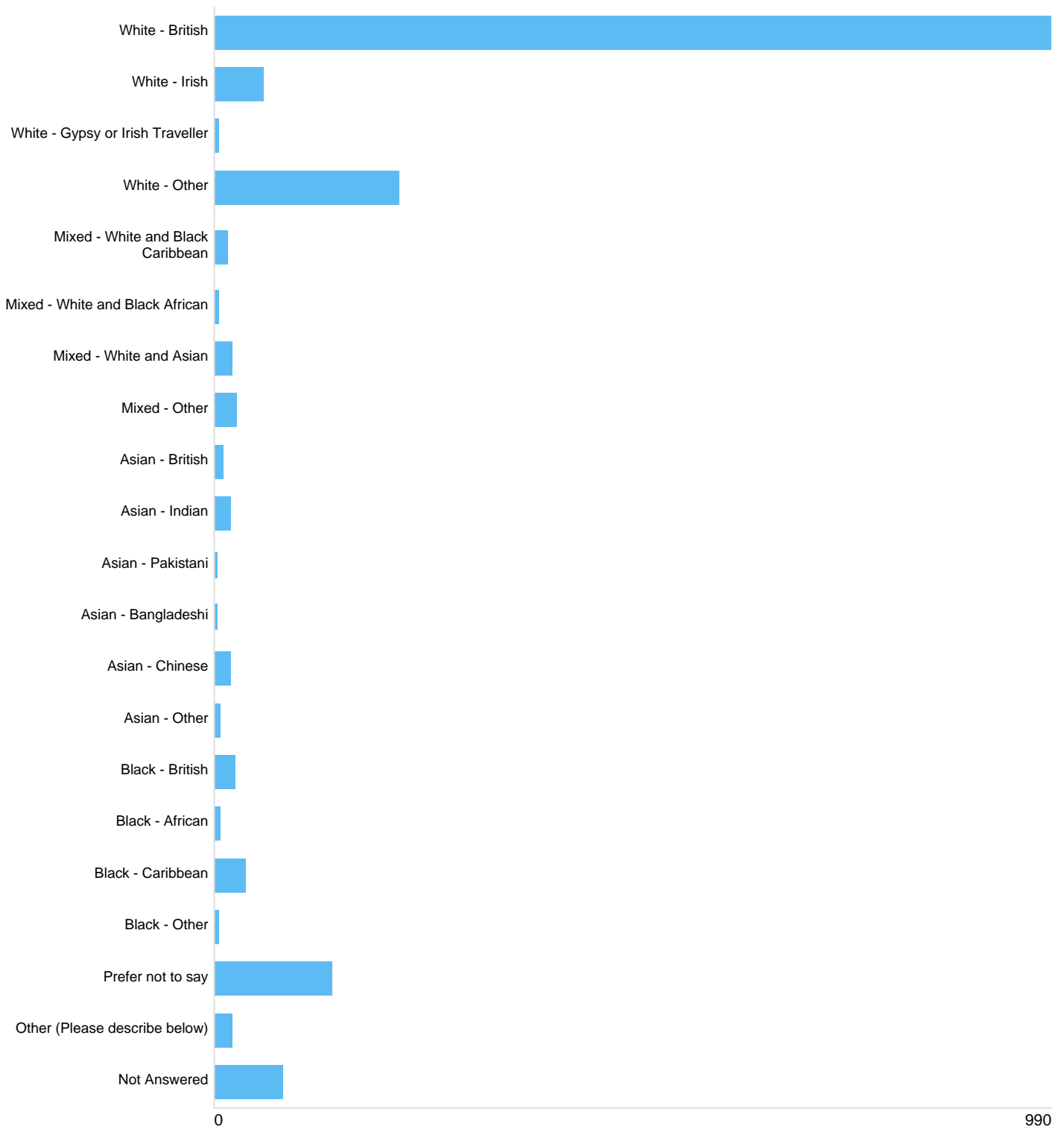
Option	Total	Percent
Male	472	27.73%
Female	1004	58.99%
Prefer not to say	134	7.87%
Other (Please describe below)	12	0.71%
Not Answered	80	4.70%

Sex identity - 'Other'

There were **15** responses to this part of the question.

Question 28: What is your ethnicity?

Ethnicity



Option	Total	Percent
White - British	990	58.17%
White - Irish	58	3.41%
White - Gypsy or Irish Traveller	4	0.24%
White - Other	218	12.81%
Mixed - White and Black Caribbean	15	0.88%
Mixed - White and Black African	5	0.29%
Mixed - White and Asian	20	1.18%
Mixed - Other	25	1.47%
Asian - British	10	0.59%
Asian - Indian	18	1.06%
Asian - Pakistani	2	0.12%
Asian - Bangladeshi	3	0.18%
Asian - Chinese	18	1.06%
Asian - Other	6	0.35%
Black - British	23	1.35%
Black - African	7	0.41%
Black - Caribbean	36	2.12%
Black - Other	5	0.29%
Prefer not to say	138	8.11%
Other (Please describe below)	21	1.23%
Not Answered	80	4.70%

Ethnicity - 'Other'

There were **37** responses to this part of the question.


Question 29: Disability

Disability - Do you consider yourself to be a disabled person?



Option	Total	Percent
Yes	173	10.16%
No	1299	76.32%
Prefer not to say	88	5.17%
Not Answered	142	8.34%

Disability Type - How would you describe your disability?

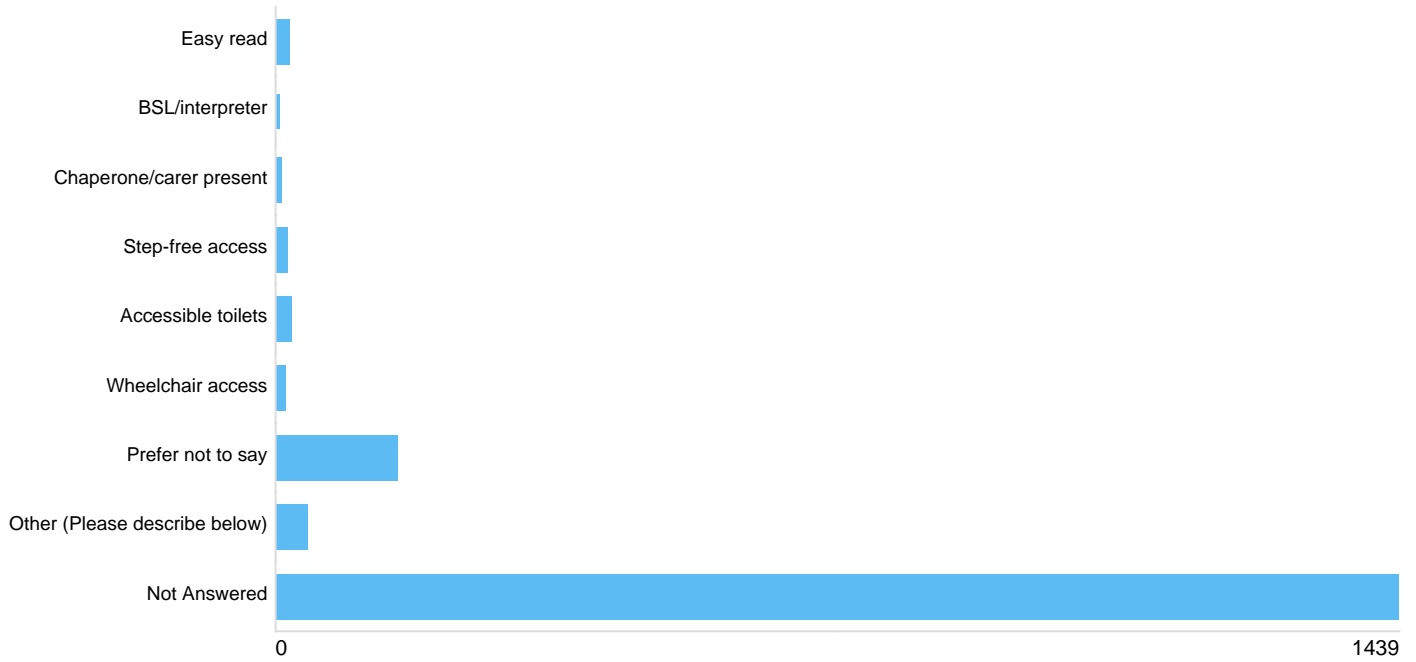


Option	Total	Percent
Physical or mobility related	60	3.53%
Visual or hearing related	25	1.47%
Mental health condition	29	1.70%
Cognitive or learning disability	8	0.47%
Longstanding illness or health condition	52	3.06%
Prefer not to say	106	6.23%
Other (Please describe below)	46	2.70%
Not Answered	1376	80.85%

Disability Type - 'Other'

There were **21** responses to this part of the question.

Access Requirements - Do you have any access requirements?



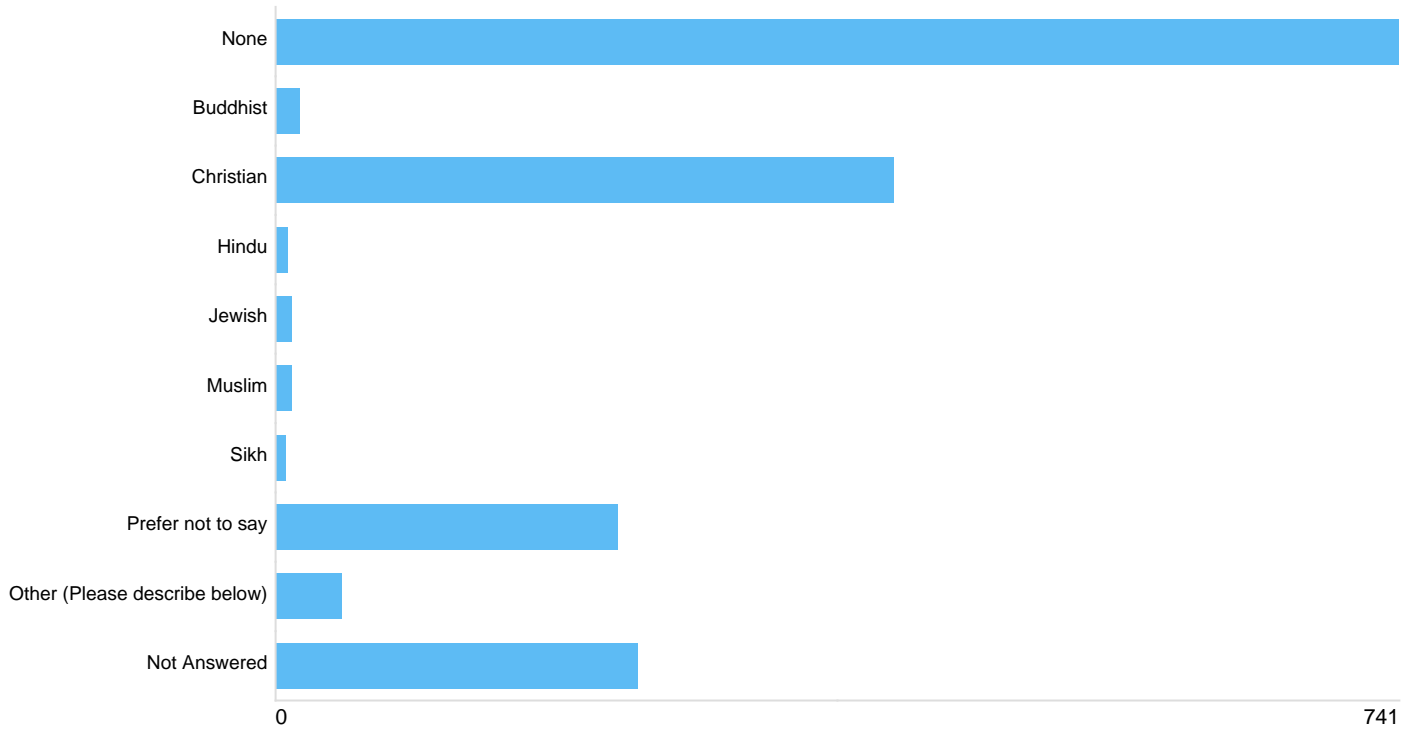
Option	Total	Percent
Easy read	17	1.00%
BSL/interpreter	1	0.06%
Chaperone/carer present	7	0.41%
Step-free access	15	0.88%
Accessible toilets	19	1.12%
Wheelchair access	11	0.65%
Prefer not to say	154	9.05%
Other (Please describe below)	39	2.29%
Not Answered	1439	84.55%

Access Requirements - Other

There were **18** responses to this part of the question.

Question 30: What is your religious belief?

Please select one of the following from the dropdown list:



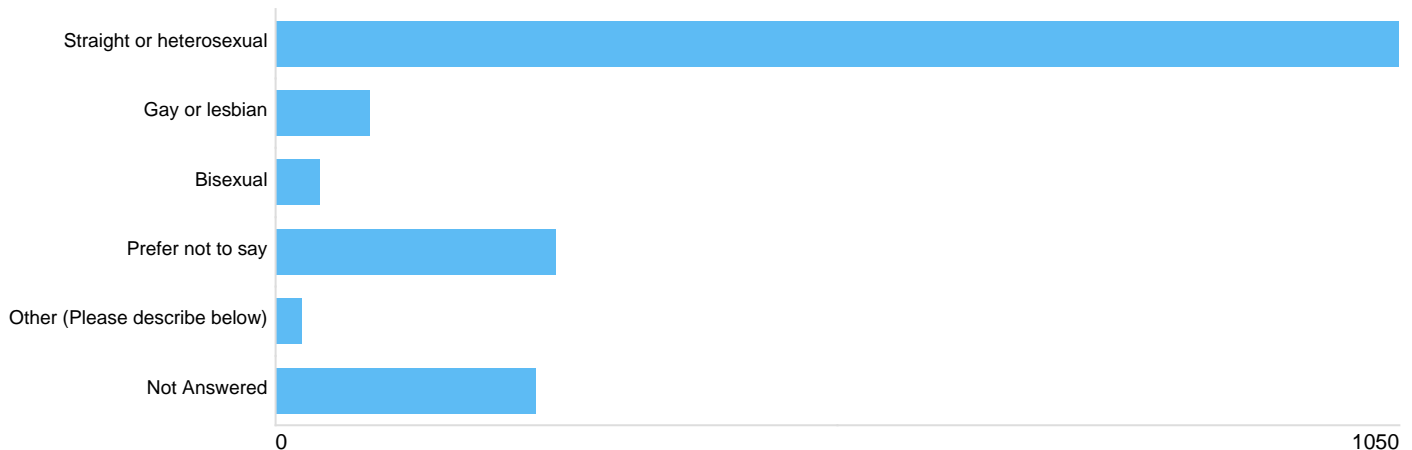
Option	Total	Percent
None	741	43.54%
Buddhist	15	0.88%
Christian	407	23.91%
Hindu	7	0.41%
Jewish	10	0.59%
Muslim	10	0.59%
Sikh	6	0.35%
Prefer not to say	225	13.22%
Other (Please describe below)	43	2.53%
Not Answered	238	13.98%

Religion and Belief - 'Other'

There were 39 responses to this part of the question.

Question 31: How would you define your sexual orientation?

Please select one of the following from the dropdown list:



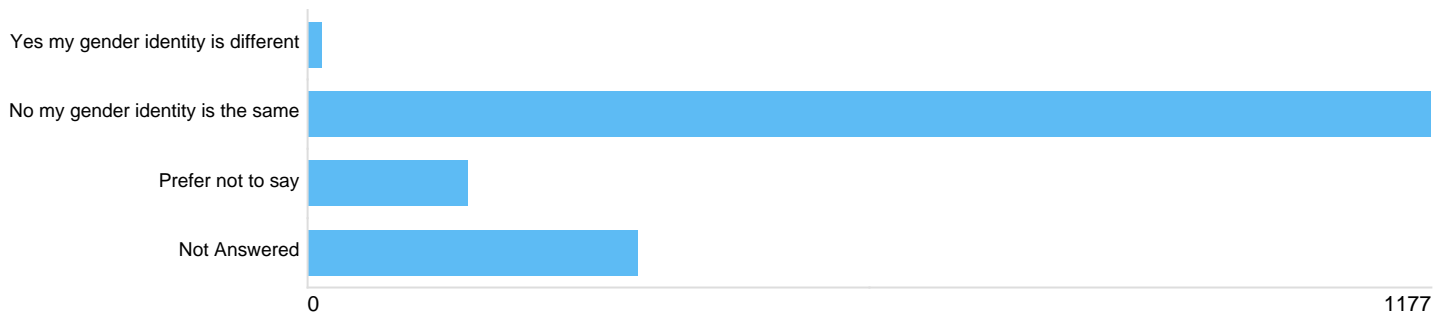
Option	Total	Percent
Straight or heterosexual	1050	61.69%
Gay or lesbian	86	5.05%
Bisexual	40	2.35%
Prefer not to say	261	15.33%
Other (Please describe below)	23	1.35%
Not Answered	242	14.22%

Sexual Orientation - 'Other'

There were **24** responses to this part of the question.

Question 32: Is your gender identity different from the gender you were assigned at birth?

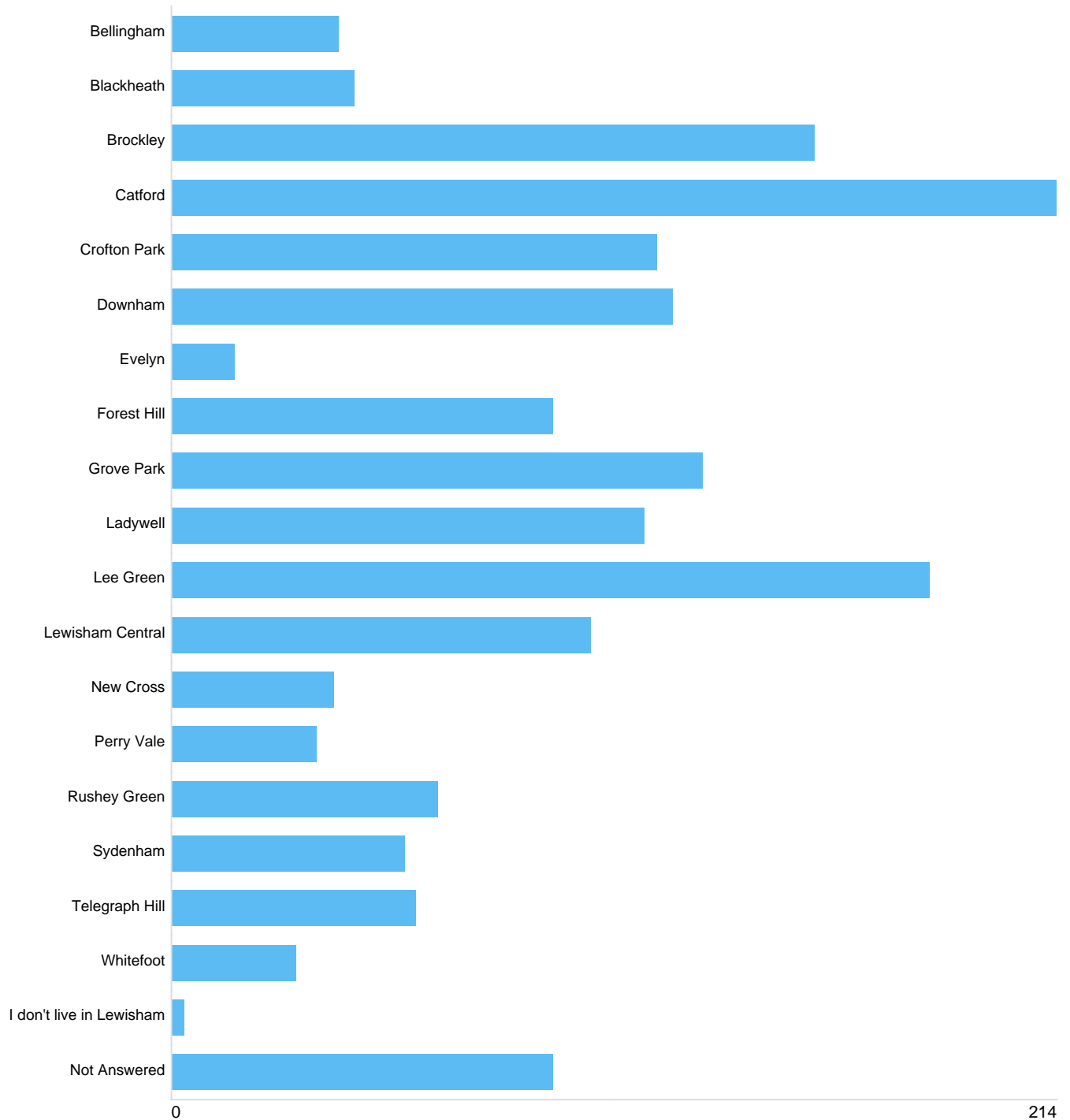
Transgender



Option	Total	Percent
Yes my gender identity is different	14	0.82%
No my gender identity is the same	1177	69.15%
Prefer not to say	166	9.75%
Not Answered	345	20.27%

Question 33: If you live in Lewisham, which ward do you live in?

Please select an option from the list



Option	Total	Percent
Bellingham	40	2.35%
Blackheath	44	2.59%
Brockley	155	9.11%
Catford	214	12.57%
Crofton Park	117	6.87%
Downham	121	7.11%
Evelyn	15	0.88%
Forest Hill	92	5.41%
Grove Park	128	7.52%
Ladywell	114	6.70%
Lee Green	183	10.75%
Lewisham Central	101	5.93%
New Cross	39	2.29%
Perry Vale	35	2.06%
Rushey Green	64	3.76%
Sydenham	56	3.29%
Telegraph Hill	59	3.47%
Whitefoot	30	1.76%
I don't live in Lewisham	3	0.18%
Not Answered	92	5.41%