



## Proposed Motorcycle Parking Charges: Summary report

This report was created on Tuesday 02 November 2021 at 08:42 and includes 1271 responses.

The activity ran from 09/08/2021 to 01/11/2021.

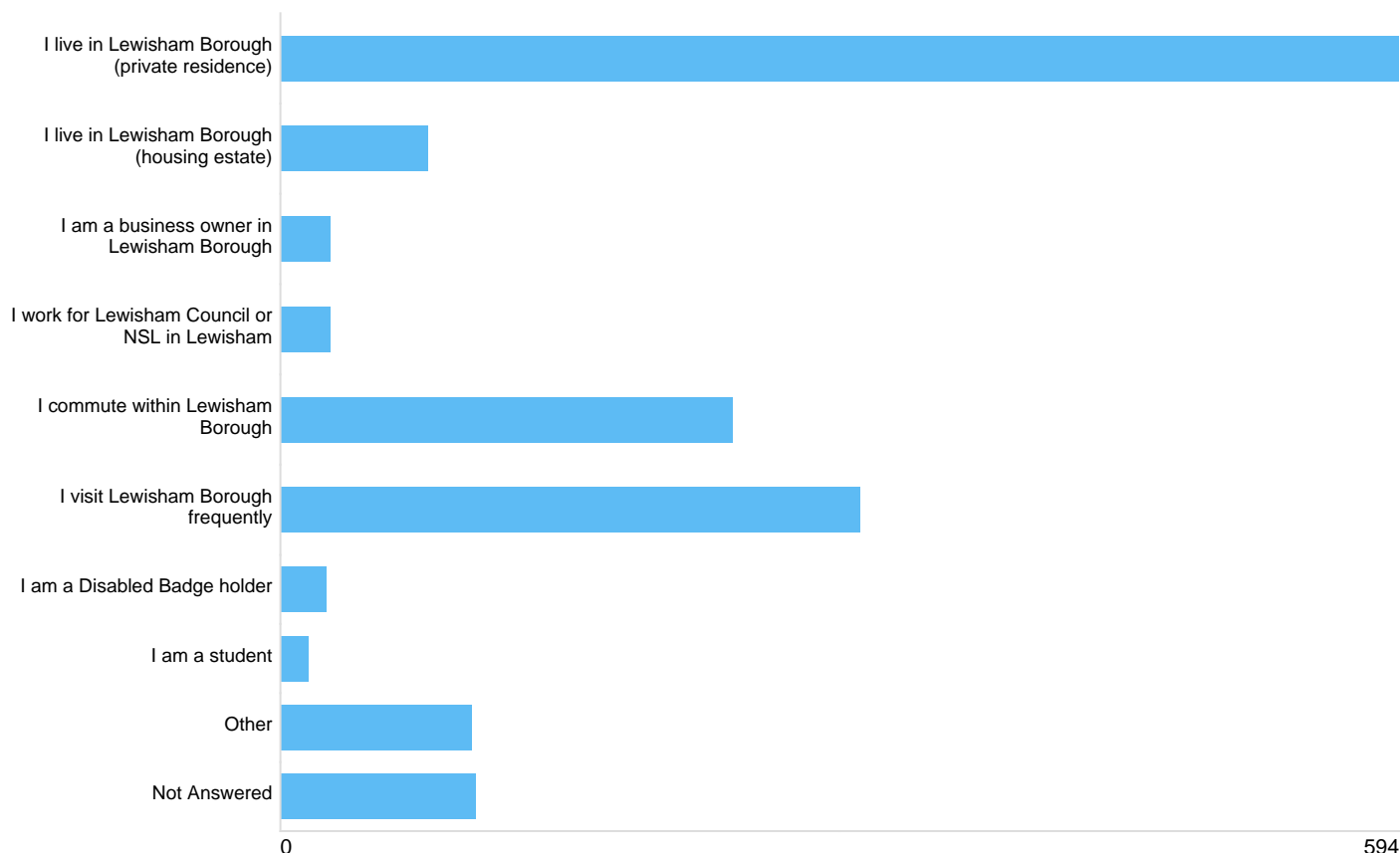
### Contents

Question 1: In what capacity are you responding to this consultation?	2
What capacity	2
Other, please specify:	2
Question 2: Do you own a vehicle?	3
Vehicle	3
Question 3: If you own a motorcycle, where do you usually park?	3
Park	3
Other, please specify:	3
Question 4: If you own a motorcycle, what do you usually use it for?	4
If you own a motorcycle what do you use it for	4
Other, please specify:	4
Question 5: If you own a motorcycle, do you feel your motorcycle is safe when parking within the Borough?	4
Safe	4
Question 6: If you own a motorcycle, do you feel that lockable solo motorcycle bays would increase the safety and security of your vehicle?	5
Solo	5
Question 7: Where would you like to see more lockable bays?	5
Which locations for lockable bays	5
If there are any particular geographical locations (e.g. specific streets) where you would like to see lockable bays please write them below:	5
Question 8: Do you agree with the proposed introduction of motorcycle parking charges?	6
Agree	6
Please explain your response in the box below:	6
Question 9: Please provide any additional comments regarding your opinion on the proposed introduction of motorcycle parking charges:	6
Comments	6
Question 10: Do you believe that the proposed introduction of motorcycle parking charges will have a generally positive or negative impact on current permit holders?	6
Permit	6
Please explain your reasoning below:	6
Question 11: Are you concerned about air quality?	7
Air	7
Question 12: Do you believe that the proposed introduction of motorcycle parking charges will have a generally positive or negative impact on the environment?	7
Believe	7
Please explain your reasoning below:	7
Question 13: Do you believe that the introduction of motorcycle parking charges will have a positive, negative or no impact on the above protected characteristic groups?	8
Impact	8
Please explain your reasoning below, including the protected characteristic groups you think might be impacted:	8
Question 15: What is your age?	9
Age	9
Question 16: What is your sex?	10
Please select one of the following from the dropdown list:	10
Sex identity - 'Other'	10
Question 17: What is your ethnicity?	11
Ethnicity	11
Ethnicity - 'Other'	12
Question 18: Disability	12
Disability - Do you consider yourself to be a disabled person?	12
Disability Type - How would you describe your disability?	13

Disability Type - 'Other'	13
Access Requirements - Do you have any access requirements?	14
Access Requirements - Other	14
Question 19: What is your religious belief?	15
Please select one of the following from the dropdown list:	15
Religion and Belief - 'Other'	15
Question 20: How would you define your sexual orientation?	15
Please select one of the following from the dropdown list:	15
Sexual Orientation - 'Other'	16
Question 21: Is your gender identity different from the gender you were assigned at birth?	16
Transgender	16
Question 22: If you live in Lewisham, which ward do you live in?	17
Please select an option from the list	17

## Question 1: In what capacity are you responding to this consultation?

### What capacity



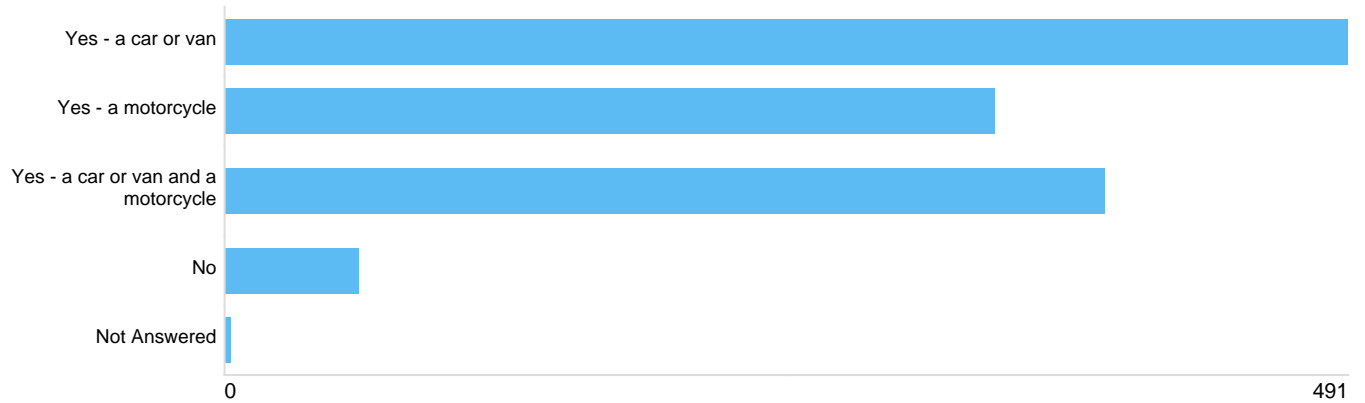
Option	Total	Percent
I live in Lewisham Borough (private residence)	594	46.73%
I live in Lewisham Borough (housing estate)	78	6.14%
I am a business owner in Lewisham Borough	26	2.05%
I work for Lewisham Council or NSL in Lewisham	26	2.05%
I commute within Lewisham Borough	239	18.80%
I visit Lewisham Borough frequently	307	24.15%
I am a Disabled Badge holder	24	1.89%
I am a student	14	1.10%
Other	101	7.95%
Not Answered	103	8.10%

### Other, please specify:

There were 115 responses to this part of the question.

**Question 2: Do you own a vehicle?**

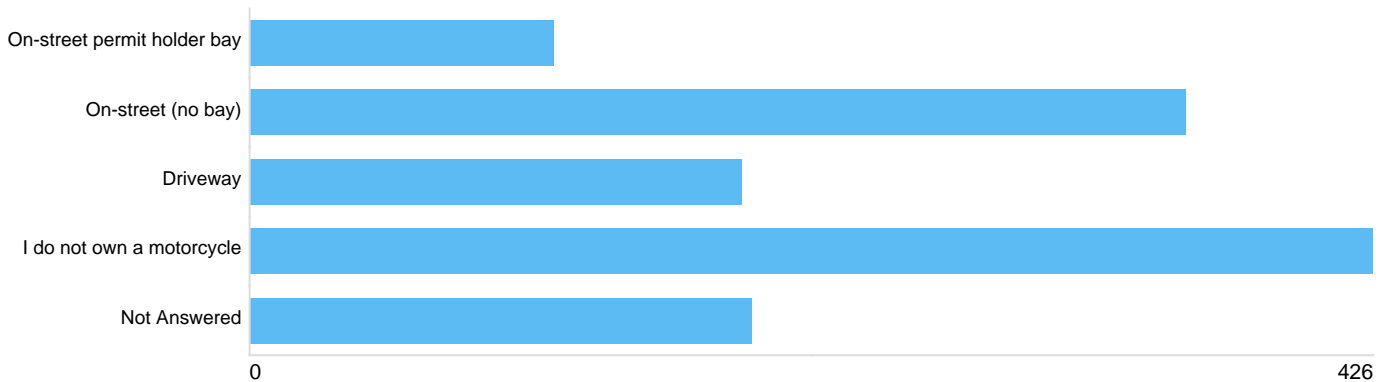
**Vehicle**



Option	Total	Percent
Yes - a car or van	491	38.63%
Yes - a motorcycle	336	26.44%
Yes - a car or van and a motorcycle	384	30.21%
No	58	4.56%
Not Answered	2	0.16%

**Question 3: If you own a motorcycle, where do you usually park?**

**Park**



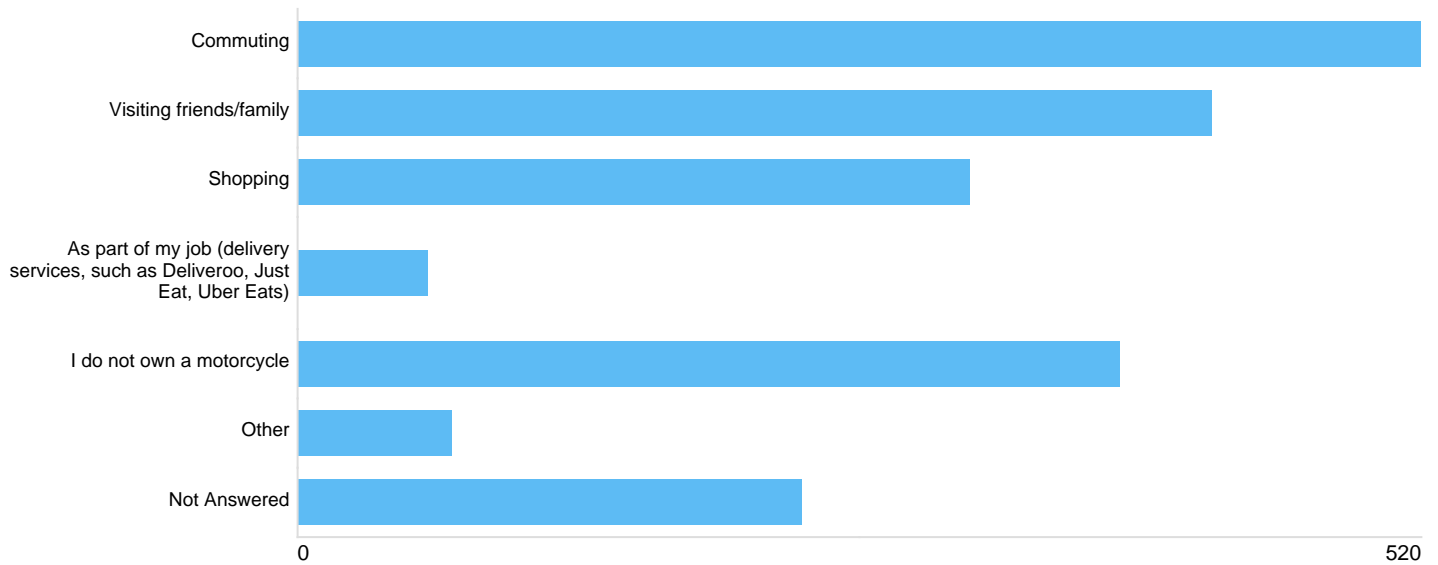
Option	Total	Percent
On-street permit holder bay	115	9.05%
On-street (no bay)	354	27.85%
Driveway	186	14.63%
I do not own a motorcycle	426	33.52%
Not Answered	190	14.95%

**Other, please specify:**

There were **119** responses to this part of the question.

**Question 4: If you own a motorcycle, what do you usually use it for?**

*If you own a motorcycle what do you use it for*



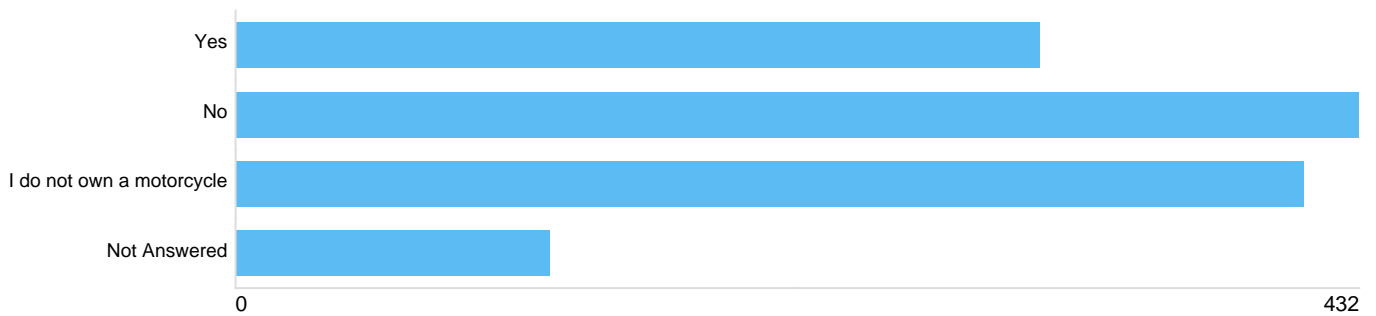
Option	Total	Percent
Commuting	520	40.91%
Visiting friends/family	422	33.20%
Shopping	310	24.39%
As part of my job (delivery services, such as Deliveroo, Just Eat, Uber Eats)	60	4.72%
I do not own a motorcycle	380	29.90%
Other	71	5.59%
Not Answered	233	18.33%

**Other, please specify:**

There were **92** responses to this part of the question.

**Question 5: If you own a motorcycle, do you feel your motorcycle is safe when parking within the Borough?**

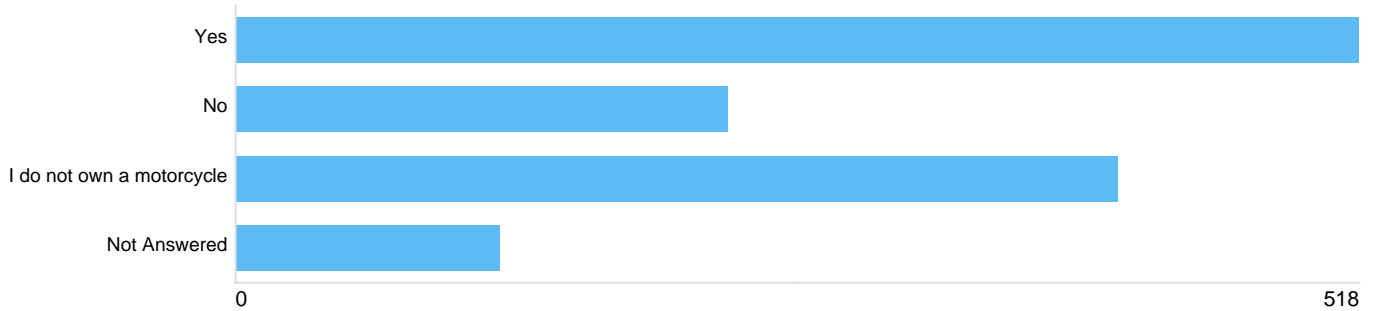
**Safe**



Option	Total	Percent
Yes	309	24.31%
No	432	33.99%
I do not own a motorcycle	410	32.26%
Not Answered	120	9.44%

**Question 6: If you own a motorcycle, do you feel that lockable solo motorcycle bays would increase the safety and security of your vehicle?**

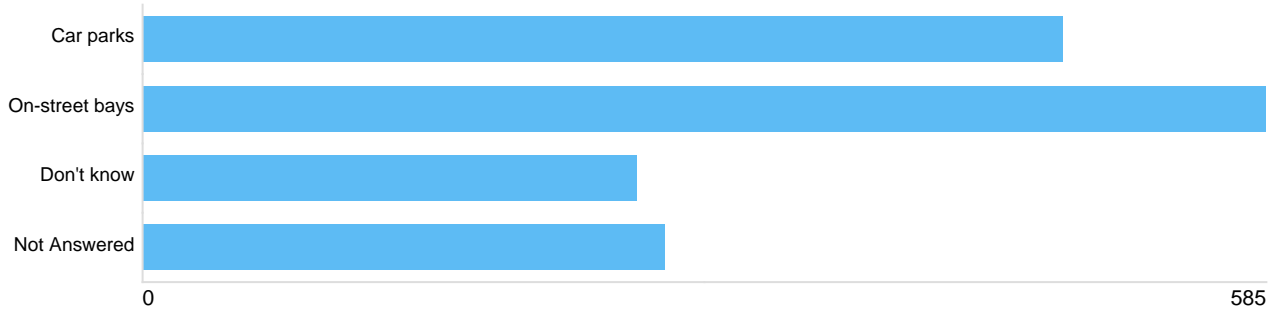
**Solo**



Option	Total	Percent
Yes	518	40.76%
No	226	17.78%
I do not own a motorcycle	406	31.94%
Not Answered	121	9.52%

**Question 7: Where would you like to see more lockable bays?**

**Which locations for lockable bays**



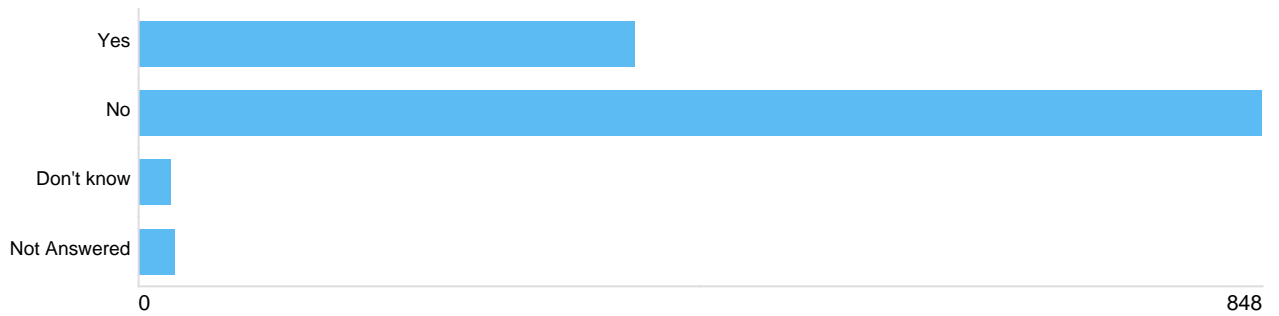
Option	Total	Percent
Car parks	478	37.61%
On-street bays	585	46.03%
Don't know	257	20.22%
Not Answered	271	21.32%

**If there are any particular geographical locations (e.g. specific streets) where you would like to see lockable bays please write them below:**

There were **129** responses to this part of the question.

**Question 8: Do you agree with the proposed introduction of motorcycle parking charges?**

**Agree**



Option	Total	Percent
Yes	373	29.35%
No	848	66.72%
Don't know	24	1.89%
Not Answered	26	2.05%

**Please explain your response in the box below:**

There were **1036** responses to this part of the question.

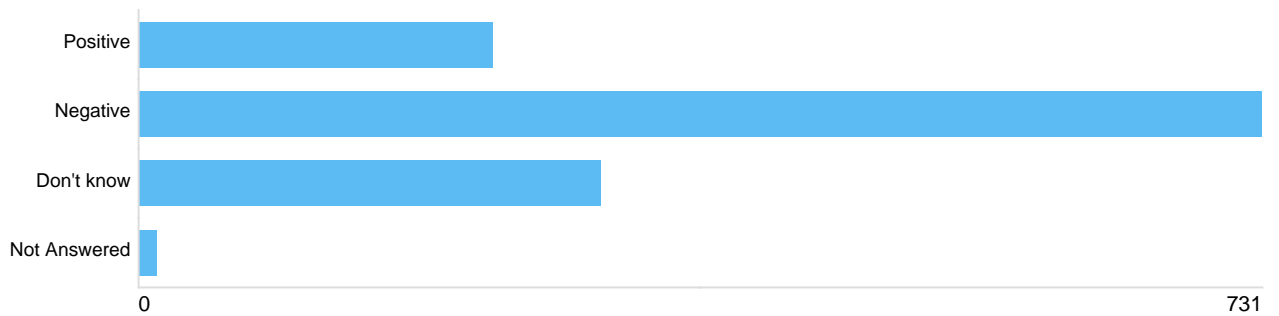
**Question 9: Please provide any additional comments regarding your opinion on the proposed introduction of motorcycle parking charges:**

**Comments**

There were **625** responses to this part of the question.

**Question 10: Do you believe that the proposed introduction of motorcycle parking charges will have a generally positive or negative impact on current permit holders?**

**Permit**



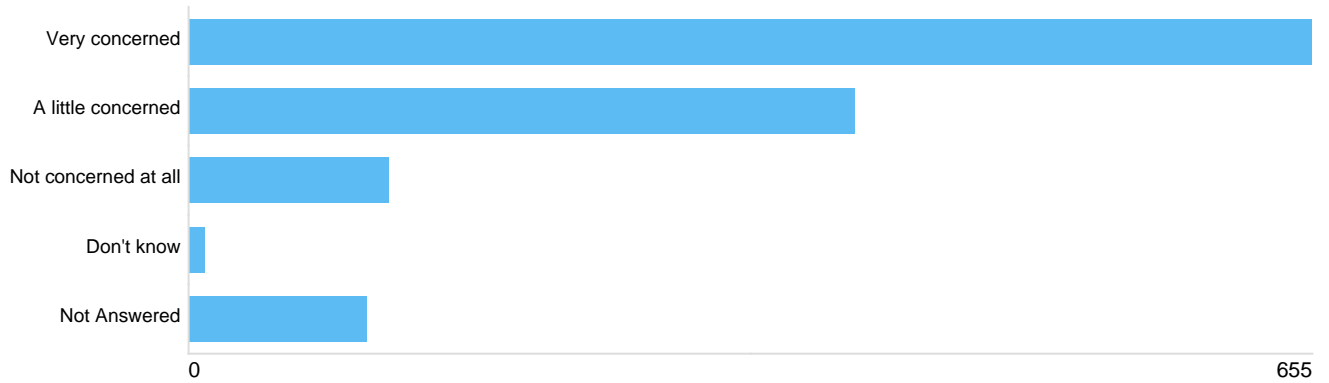
Option	Total	Percent
Positive	229	18.02%
Negative	731	57.51%
Don't know	300	23.60%
Not Answered	11	0.87%

**Please explain your reasoning below:**

There were **591** responses to this part of the question.

**Question 11: Are you concerned about air quality?**

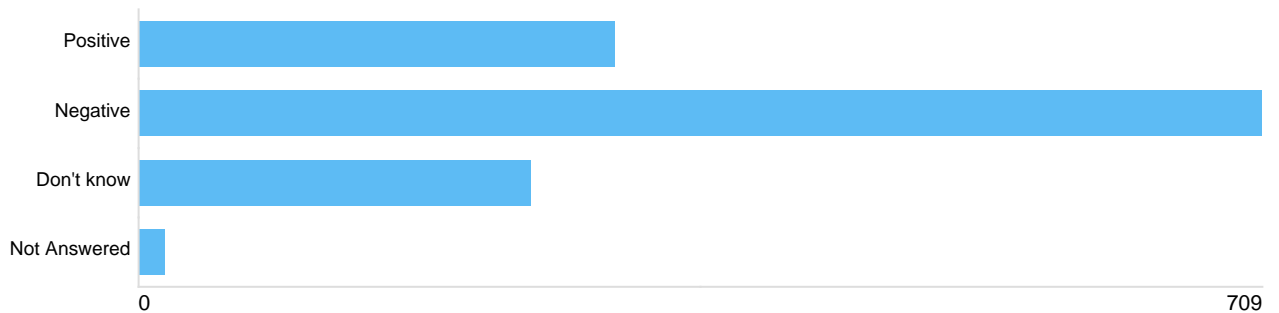
*Air*



Option	Total	Percent
Very concerned	655	51.53%
A little concerned	388	30.53%
Not concerned at all	116	9.13%
Don't know	9	0.71%
Not Answered	103	8.10%

**Question 12: Do you believe that the proposed introduction of motorcycle parking charges will have a generally positive or negative impact on the environment?**

*Believe*



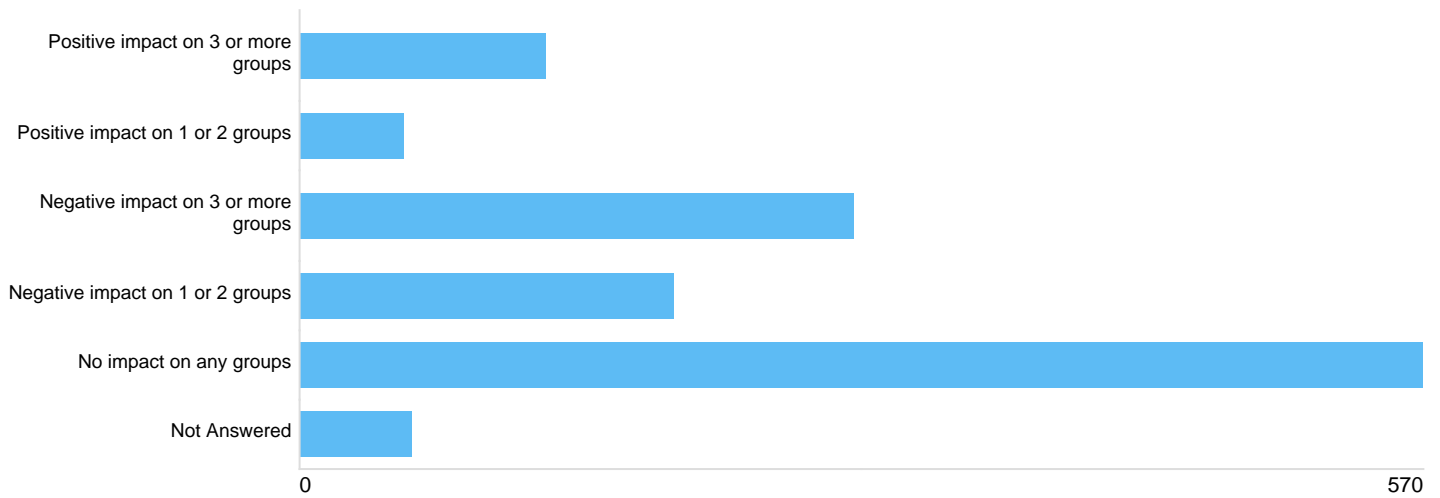
Option	Total	Percent
Positive	299	23.52%
Negative	709	55.78%
Don't know	247	19.43%
Not Answered	16	1.26%

**Please explain your reasoning below:**

There were **766** responses to this part of the question.

**Question 13: Do you believe that the introduction of motorcycle parking charges will have a positive, negative or no impact on the above protected characteristic groups?**

**Impact**



Option	Total	Percent
Positive impact on 3 or more groups	124	9.76%
Positive impact on 1 or 2 groups	52	4.09%
Negative impact on 3 or more groups	280	22.03%
Negative impact on 1 or 2 groups	189	14.87%
No impact on any groups	570	44.85%
Not Answered	56	4.41%

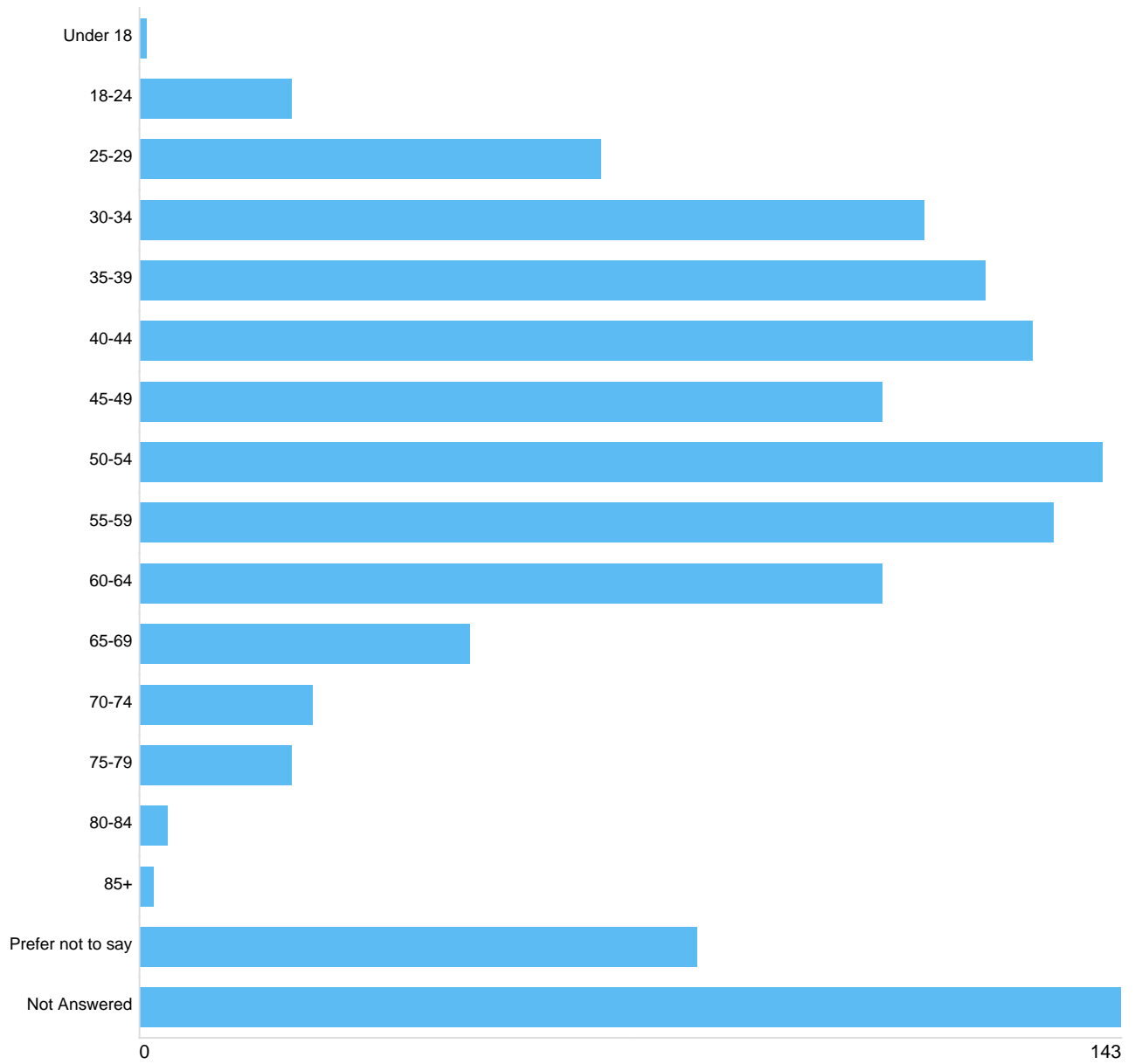
**Please explain your reasoning below, including the protected characteristic groups you think might be impacted:**

There were **527** responses to this part of the question.



### Question 15: What is your age?

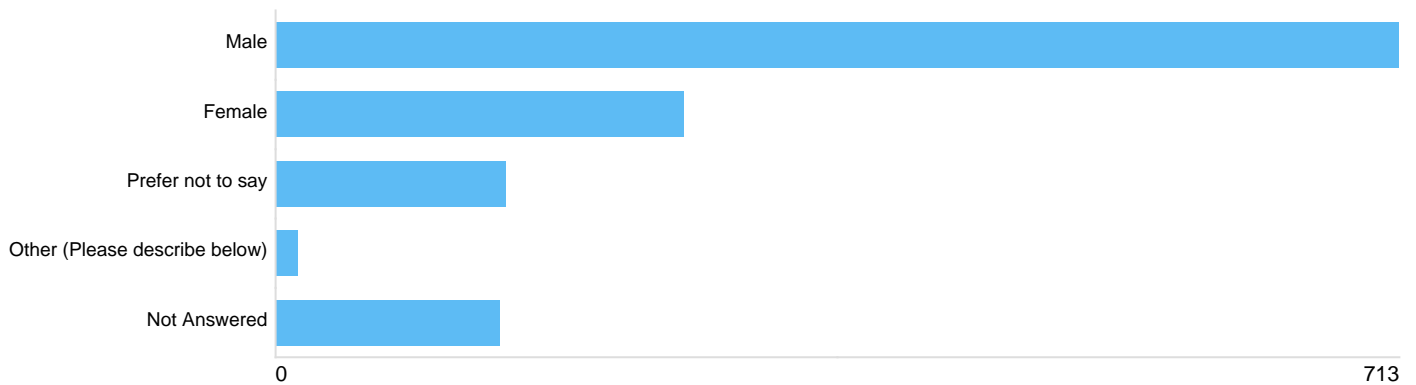
Age



Option	Total	Percent
Under 18	1	0.08%
18-24	22	1.73%
25-29	67	5.27%
30-34	114	8.97%
35-39	123	9.68%
40-44	130	10.23%
45-49	108	8.50%
50-54	140	11.01%
55-59	133	10.46%
60-64	108	8.50%
65-69	48	3.78%
70-74	25	1.97%
75-79	22	1.73%
80-84	4	0.31%
85+	2	0.16%
Prefer not to say	81	6.37%
Not Answered	143	11.25%

**Question 16: What is your sex?**

*Please select one of the following from the dropdown list:*



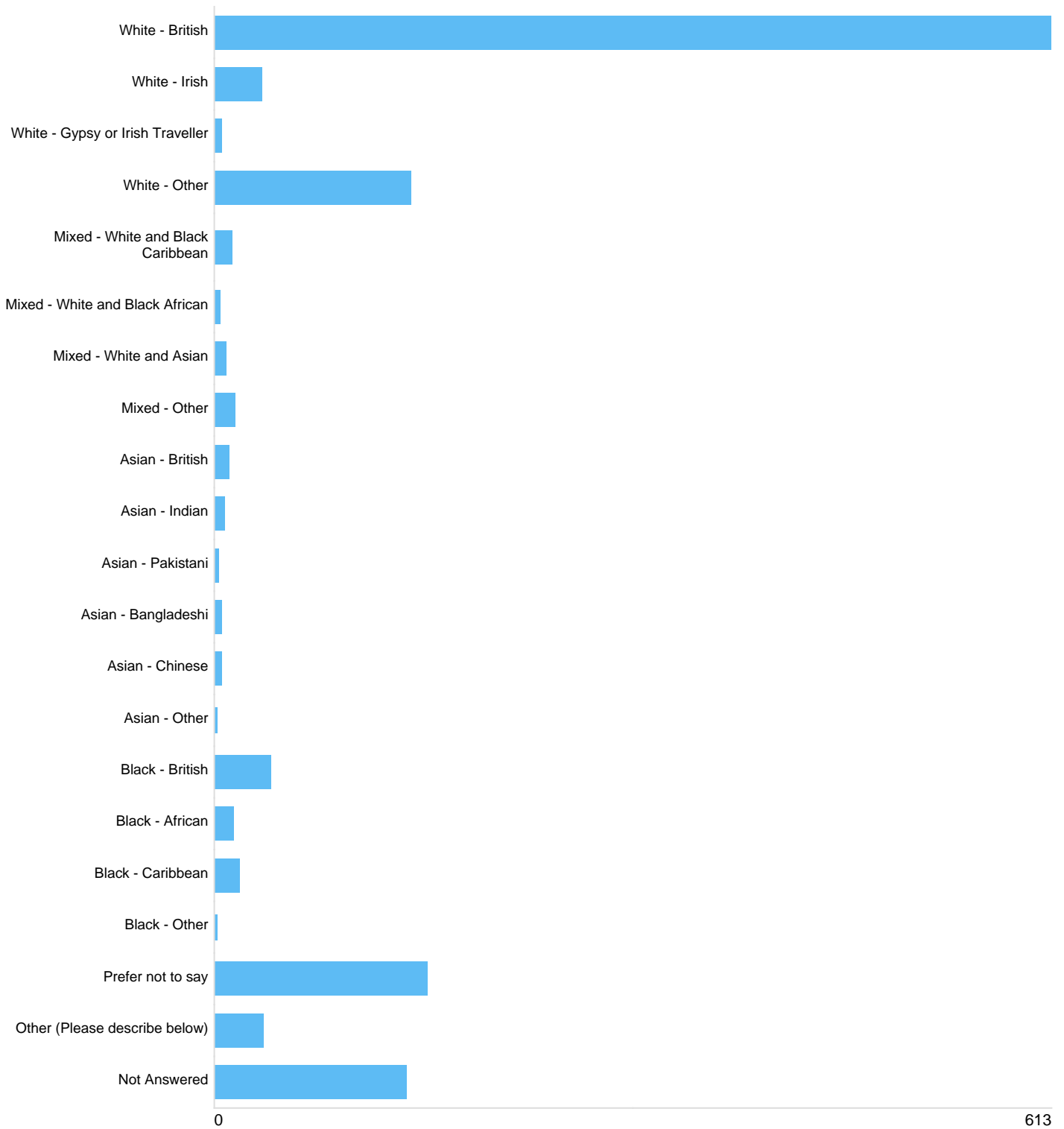
Option	Total	Percent
Male	713	56.10%
Female	258	20.30%
Prefer not to say	145	11.41%
Other (Please describe below)	13	1.02%
Not Answered	142	11.17%

**Sex identity - 'Other'**

There were **21** responses to this part of the question.

## Question 17: What is your ethnicity?

### Ethnicity



Option	Total	Percent
White - British	613	48.23%
White - Irish	34	2.68%
White - Gypsy or Irish Traveller	5	0.39%
White - Other	143	11.25%
Mixed - White and Black Caribbean	12	0.94%
Mixed - White and Black African	4	0.31%
Mixed - White and Asian	8	0.63%
Mixed - Other	15	1.18%
Asian - British	10	0.79%
Asian - Indian	7	0.55%
Asian - Pakistani	3	0.24%
Asian - Bangladeshi	5	0.39%
Asian - Chinese	5	0.39%
Asian - Other	2	0.16%
Black - British	41	3.23%
Black - African	14	1.10%
Black - Caribbean	18	1.42%
Black - Other	2	0.16%
Prefer not to say	155	12.20%
Other (Please describe below)	35	2.75%
Not Answered	140	11.01%

***Ethnicity - 'Other'***

There were **45** responses to this part of the question.

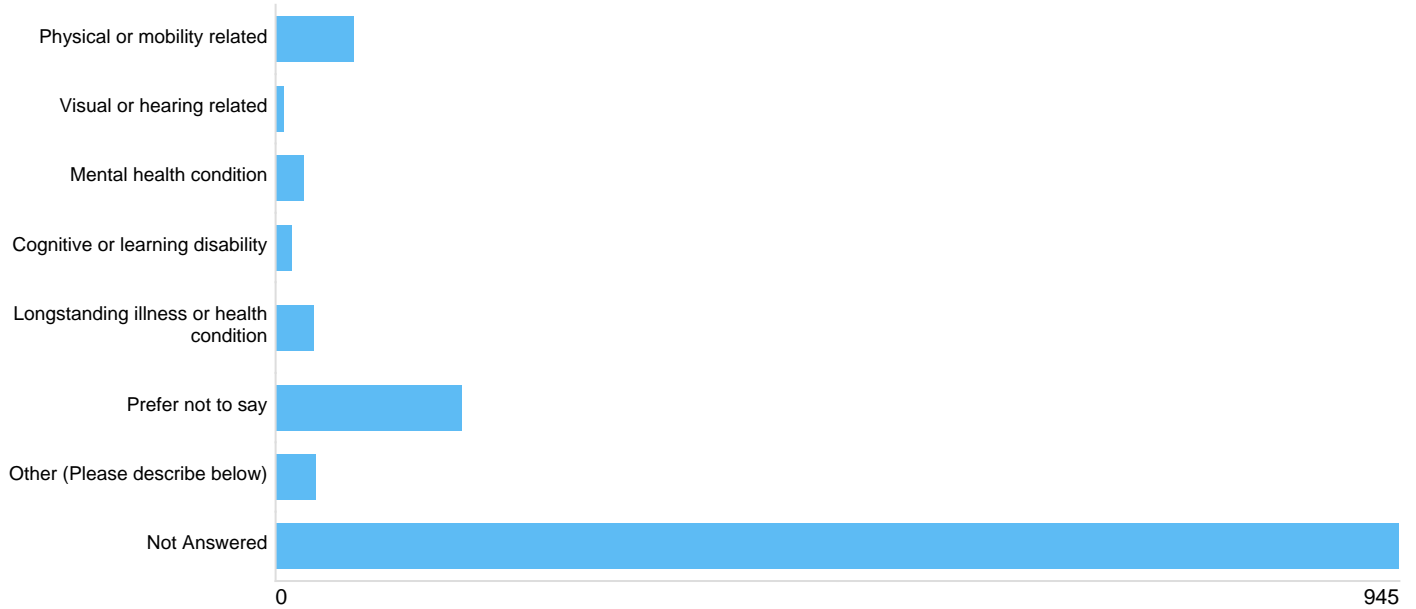
**Question 18: Disability**

***Disability - Do you consider yourself to be a disabled person?***



Option	Total	Percent
Yes	143	11.25%
No	832	65.46%
Prefer not to say	135	10.62%
Not Answered	161	12.67%

**Disability Type - How would you describe your disability?**

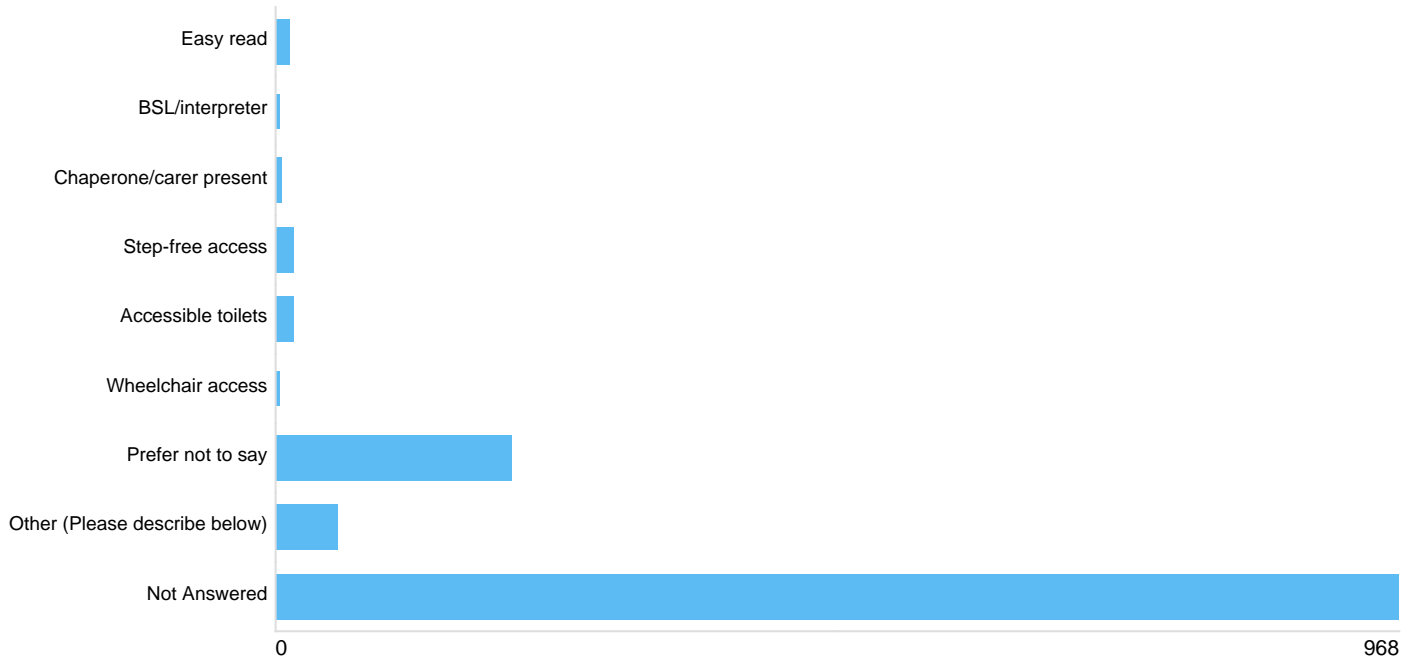


Option	Total	Percent
Physical or mobility related	65	5.11%
Visual or hearing related	6	0.47%
Mental health condition	23	1.81%
Cognitive or learning disability	12	0.94%
Longstanding illness or health condition	31	2.44%
Prefer not to say	156	12.27%
Other (Please describe below)	33	2.60%
Not Answered	945	74.35%

**Disability Type - 'Other'**

There were **29** responses to this part of the question.

**Access Requirements - Do you have any access requirements?**



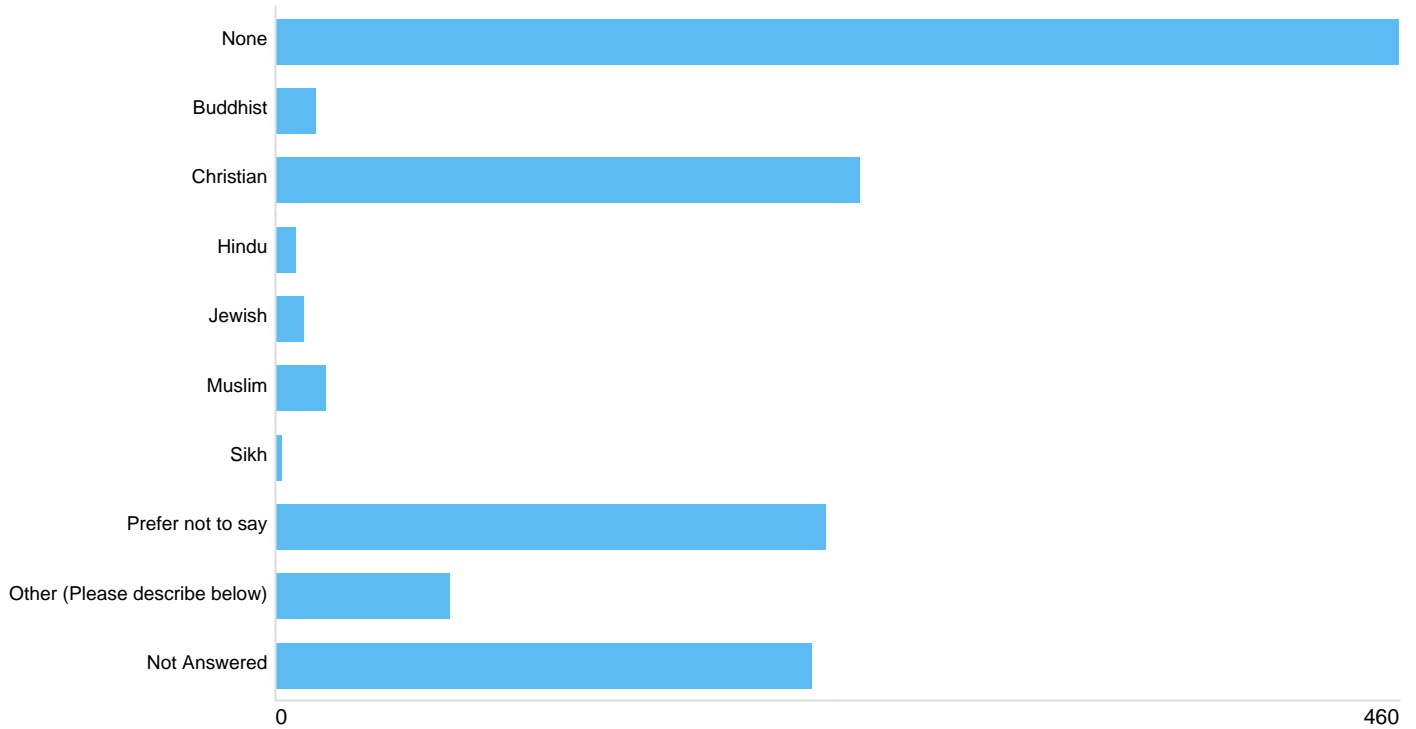
Option	Total	Percent
Easy read	12	0.94%
BSL/interpreter	1	0.08%
Chaperone/carer present	4	0.31%
Step-free access	14	1.10%
Accessible toilets	15	1.18%
Wheelchair access	2	0.16%
Prefer not to say	203	15.97%
Other (Please describe below)	52	4.09%
Not Answered	968	76.16%

**Access Requirements - Other**

There were **32** responses to this part of the question.

**Question 19: What is your religious belief?**

*Please select one of the following from the dropdown list:*



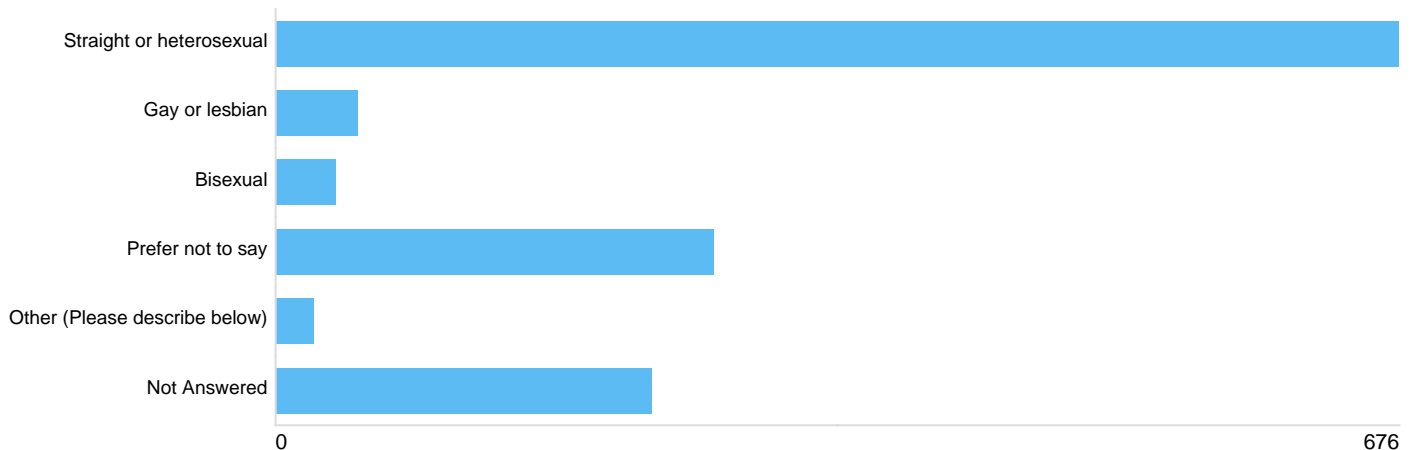
Option	Total	Percent
None	460	36.19%
Buddhist	16	1.26%
Christian	239	18.80%
Hindu	8	0.63%
Jewish	11	0.87%
Muslim	20	1.57%
Sikh	2	0.16%
Prefer not to say	225	17.70%
Other (Please describe below)	71	5.59%
Not Answered	219	17.23%

**Religion and Belief - 'Other'**

There were 73 responses to this part of the question.

**Question 20: How would you define your sexual orientation?**

*Please select one of the following from the dropdown list:*



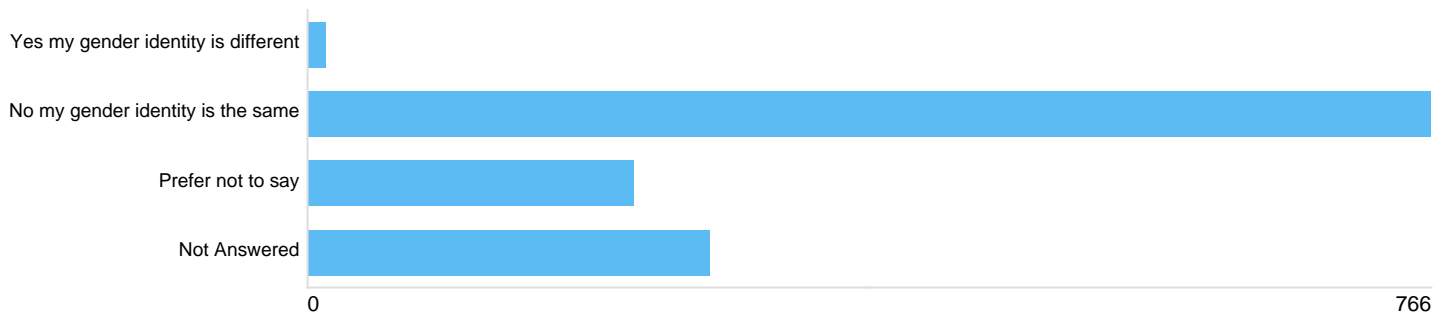
Option	Total	Percent
Straight or heterosexual	676	53.19%
Gay or lesbian	49	3.86%
Bisexual	35	2.75%
Prefer not to say	263	20.69%
Other (Please describe below)	22	1.73%
Not Answered	226	17.78%

**Sexual Orientation - 'Other'**

There were **36** responses to this part of the question.

**Question 21: Is your gender identity different from the gender you were assigned at birth?**

**Transgender**

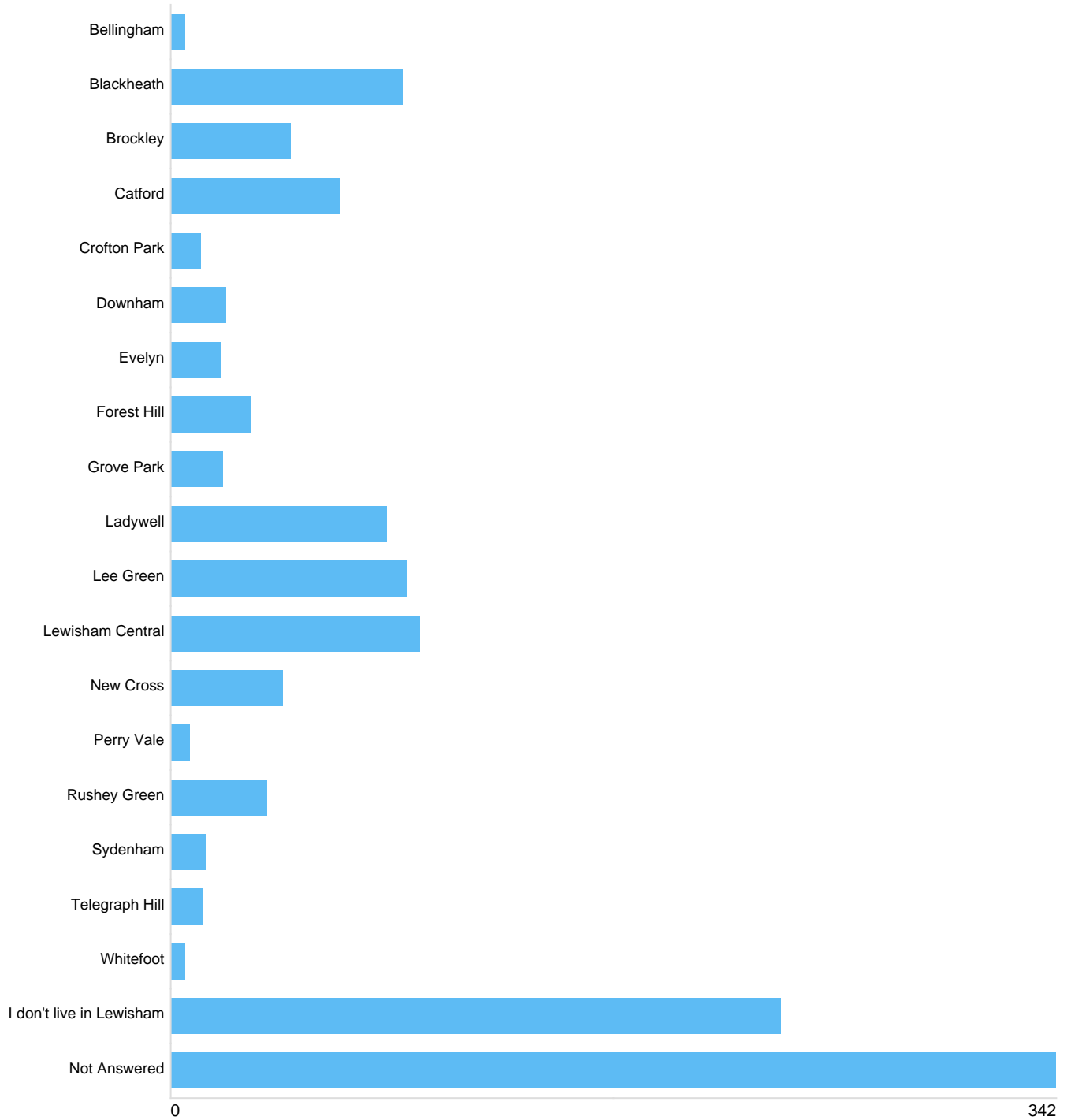




Option	Total	Percent
Yes my gender identity is different	11	0.87%
No my gender identity is the same	766	60.27%
Prefer not to say	221	17.39%
Not Answered	273	21.48%

**Question 22: If you live in Lewisham, which ward do you live in?**

*Please select an option from the list*



<b>Option</b>	<b>Total</b>	<b>Percent</b>
Bellingham	5	0.39%
Blackheath	89	7.00%
Brockley	46	3.62%
Catford	65	5.11%
Crofton Park	11	0.87%
Downham	21	1.65%
Evelyn	19	1.49%
Forest Hill	31	2.44%
Grove Park	20	1.57%
Ladywell	83	6.53%
Lee Green	91	7.16%
Lewisham Central	96	7.55%
New Cross	43	3.38%
Perry Vale	7	0.55%
Rushey Green	37	2.91%
Sydenham	13	1.02%
Telegraph Hill	12	0.94%
Whitefoot	5	0.39%
I don't live in Lewisham	235	18.49%
Not Answered	342	26.91%